

ONE PARTNER. MULTIPLE NETWORK SOLUTIONS.

SUPPORTING WATER, PRESSURE &
GAS INFRASTRUCTURE



BUILT TO PERFORM

AVK UK
GROSS PRICE LIST
2026





AVK UK
GROSS PRICE LIST 2026

CONTACT US

For all enquiries please contact:

CUSTOMER SERVICES TEAM

☎ +44 (0) 1246 479100

✉ customerservice@avkuk.co.uk

AVK UK Ltd.

Head Office
8 Rushmills,
Northampton,
NN4 7YB,
England

Tel: +44 (0) 1604 601188
Email: customerservice@avkuk.co.uk

AVK UK Ltd.

Chesterfield Office
Colliery Close, Ireland Ind' Est
Staveley, Chesterfield
S43 3FH
England

Tel: +44 (0) 1246 479100
customerservice@avkuk.co.uk

Glenfield Invicta

Queens Drive,
Kilmarnock, Ayrshire,
KA1 3XB,
Scotland

Tel: +44 (0) 1563 521150
enquiries@glenfieldinvicta.co.uk



VISIT **AVKUK.CO.UK**



VISIT **AVK UK** ON

ABOUT AVK UK

- 1 **STAVELEY**
CHESTERFIELD
- 2 **HYDE**
MANCHESTER
- 3 **CORBY**
NORTHAMPTONSHIRE
- 4 **HEAD OFFICE**
NORTHAMPTONSHIRE
- 5 **GLENFIELD INVICTA**
KILMARNOCK
- 6 **GLENFIELD INVICTA**
MAIDSTONE
- 7 **FUSION**
CHESTERFIELD
- 8 **ATLANTIC PLASTICS**
BRIDGEND

AVK UK designs, manufactures, and supplies high-quality valves, fittings and solutions for critical water, wastewater, and gas infrastructure.

Our products are developed to meet demanding industry standards and are supported by our manufacturing sites, distribution centres, and experienced technical teams.

AVK UK is a member of the AVK Group, a globally recognised organisation in flow control solutions. Within the UK, we work alongside specialist sister companies that provide complementary expertise across valves, penstocks, plastics, and engineered solutions. This UK network enables us to deliver reliable products, end-to-end solutions, practical engineering support, and consistent service nationwide.

For all enquiries please contact:

CUSTOMER SERVICES TEAM


- +44 (0) 1246 479100
- customerservice@avkuk.co.uk



VISIT AVKUK.CO.UK

HEALTH & SAFETY

Your safety comes first - and so does ours. Health and safety is our top priority. Every AVK UK product is designed for safe, reliable installation, helping you protect your teams and sites. We hold ourselves to the same standard, supporting the physical and mental wellbeing of all AVK UK staff, visitors and others – no matter what role, or job they have.



CERTIFIED QUALITY

Quality management is a core priority at AVK UK. Our management systems are certified to ISO 9001 and ISO 14001, with additional certification to ISO 45001 and ISO 29001 for health & safety and oil and gas sector requirements. Gas products are certified to the GIS Standard certified quality.

Where applicable, products intended for contact with drinking water are approved to WRAS and/or BS 6920, with many products holding WRAS or equivalent approvals to demonstrate compliance with Regulation 4 of the UK Water Supply Regulations.



INNOVATION

We continuously invest in new technologies and forward-thinking solutions to bring you better-performing, more efficient products and solutions. Our commitment to innovation ensures that you receive the latest advancements designed to support your projects today and in the future.



MANUFACTURING


Every product we supply is manufactured to the highest standards, using robust processes and rigorous quality checks. We are committed to delivering durable, high-quality solutions you can trust in every installation.




10 YEAR WARRANTY

Additional warranties of up to 10 years available on AVK UK manufactured products.

Contact us for more information:

 **Call:** +44 (0)1246 479100

 **Email:** customerservice@avkuk.co.uk



AT AVK UK, OUR CUSTOMERS ARE AT THE HEART OF EVERYTHING WE DO. OUR LATEST PRICE OFFER AND CUSTOMER SERVICE CHARTER DEMONSTRATE OUR COMMITMENT TO DELIVERING HIGH-QUALITY, RELIABLE PRODUCTS AND EXCEPTIONAL SUPPORT. WHATEVER YOU NEED - GUIDANCE, PRODUCT ADVICE OR TECHNICAL HELP - OUR TEAMS ARE READY TO ASSIST WITH CONFIDENCE AND CARE.



CRAIG SMITH
Sales Director AVK UK

OUR SERVICE COMMITMENTS

CUSTOMER SERVICE CHARTER

We are delighted to share that our Customer Service Charter is now available to download - created with one clear goal: to support you better than ever.

It sets out ten straightforward commitments shaped around what matters most to you, helping your projects run smoothly, and giving you total confidence every time you work with us.

You are at the heart of everything we do, and this is just one more way we're working to deliver the service and support you deserve, today and in the future.



DOWNLOAD
your copy today

Scan to download our Customer Service Charter

Quality

We strive for quality
in everything we do

Innovation

We innovate to
make a difference

Reliability

We strive to be
credible and consistent

Sustainability

We have a
long-term approach

Customer Service

We strive to be our
customers' preferred partner



The foundation we share



TAILORED SOLUTIONS FOR WATER, WASTEWATER & GAS NETWORKS

At AVK UK, we provide a truly comprehensive range of valves, fittings, hydrants, repair solutions, and engineered products for water, wastewater, and gas networks.

From resilient seated gate valves, butterfly and ball valves, and control and pressure reducing valves, to air valves, couplings, adaptors, and essential accessories – our products are built to meet the toughest demands of UK utility infrastructure.

Whether for planned installations or emergency response, every product is engineered for durability, performance, and long-term reliability.

AVK also delivers advanced **Smart Water systems** and **Pressure Management solutions**, alongside **Engineered Site Solutions** and, **Express Fitting Services** and a **24/7 emergency repair clamp service**.

This ensures we provide complete, intelligent solutions that help utilities, contractors, and engineers keep vital networks running efficiently, safely, and sustainably.



ENGINEERED SITE SOLUTIONS

Delivered by our sister company, Glenfield Invicta, our Engineering Site Solutions provide end-to-end support for complex water, wastewater, and non-utility infrastructure projects.

From specification and design through to installation, refurbishment, and commissioning, their expert teams deliver precision-engineered valves, penstocks, and tailored site solutions that meet the unique requirements of each project.

With over 170 years of experience and a commitment to quality and reliability, Glenfield Invicta ensures every project is executed to the highest standards, backed by industry-leading warranties and technical expertise. Their solutions are designed to keep infrastructure operating safely, efficiently, and sustainably, no matter the challenge.

Contact us to find out more:

KILMARNOCK

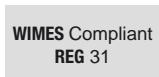
+44 (0) 1563 521150

enquiries@glenfieldinvicta.co.uk

MAIDSTONE

+44 (0) 1622 754613

Scan to visit our website
[GLENFIELDINVICTA.CO.UK](https://www.glenfieldinvicta.co.uk)





SUSTAINABILITY AT AVK UK

At AVK UK, our purpose is clear: to help you protect the vital resources the world depends on.

As a leading provider of products and solutions for the water, wastewater and gas industries, we design, manufacture and innovate with one goal in mind - delivering long-lasting, high-quality products that strengthen the resilience of your networks in the UK and worldwide.

Sustainability has always been a core value of the AVK Group, and our approach is shaped around creating real value for you.

Our Lean manufacturing philosophy reduces waste, cuts resource use, and ensures efficient, responsible production that supports your operational and environmental goals.

We are driving an ambitious, independently verified carbon-reduction programme - certified to ISO 14064 through the Achilles Carbon Reduction Assessment - with a clear path to Carbon Neutral by 2030 and Net Zero by 2040. Solar installations, certified renewable electricity, green

gas, EV fleets with on-site charging, and zero waste to landfill are already delivering measurable progress.

Last year, AVK UK was awarded a Bronze medal in our first EcoVadis assessment - a globally recognised sustainability rating that evaluates companies across four key ESG areas: Environment, Labour & Human Rights, Ethics and Sustainable Procurement. This places us in the top 35 per cent of companies assessed globally, reflecting our commitment to sustainable and responsible business practices.

Looking ahead, we are strengthening our sustainability performance through:

- Expanded Environmental Product Declarations (EPDs) to cover a wider range of AVK UK products, giving customers clearer, independently verified environmental data to enable informed and responsible decisions
- Improved Scope 3 data, helping us better measure and reduce indirect carbon emissions across our full value chain

- Further development under our Environment, Social & Governance (ESG) Strategy, implemented by ISO 50001, stronger supplier ESG requirements, and continuous data improvement

Together, these initiatives ensure we continue delivering sustainable, high-performance solutions - helping you build networks that are resilient, efficient and ready for the future.

To see our progress, and how we help to support your sustainability goals download the latest AVK UK Sustainability Report.



VISIT [AVKUK.CO.UK](https://www.avkuk.co.uk)

AVK ASSIST

ONE COMBINED SYSTEM FOR ALL ASSETS

AS A LEADING INNOVATOR AND SOLUTIONS PROVIDER **AVK** BRINGS YOU **AVK ASSIST** - TRACE, KEEP TRACK & STAY INFORMED ABOUT ALL YOUR ASSETS

By building relationships with our partners, through listening and responding to both their key strategies and to their daily operational challenges, we are able to develop solutions led products and services which help deliver and resolve.

AVK ASSIST is a free app, aimed at water utility and industrial gas engineers, that helps specify, select and then record the installation quality and GPS location of the asset.

Using AVK ASSIST gives an extended product warranty, and can be integrated into existing customer systems without compromise to data safety and security. No data is held by AVK.

Network management and asset mapping are two key subjects highlighted in the majority of utility strategies as ongoing issues, the AVK ASSIST mobile app can make a major contribution on the journey to a resolution.

The AVK ASSIST app is available to download for free on the App Store and Google Play.



FULL TRACEABILITY IN A FEW SIMPLE STEPS...

The QR code is generated when the valve successfully passes all the relevant test procedures. It assigns a unique serial number for the product which is linked to the full material and test records. When installed the data record becomes complete from raw material to accurate position and application.



SCAN THE QR CODE



SET LOCATION



TAKE THE INSTALLATION PICTURE



DOWNLOAD THE APP HERE



Apple and the Apple Logo are trademarks of Apple Inc. Google Play and the Google Play logo are trademarks of Google LLC.

AVK ACADEMY

TRAINING ACROSS THE UK



Practical learning. Real expertise. Supporting the engineers of today and tomorrow.

At AVK UK, we pride ourselves on sharing our knowledge and know how - not only with our own apprentices, but also with our customers' apprentices and graduates. By investing in shared learning, we help develop and support the next generation of engineers.

Our commitment to you goes beyond the framework. The AVK Academy offers free, practical training courses tailored to your needs.

Sessions can be delivered at our offices, at our state-of-the-art academies across the UK, or directly at your site. You can even book the AVK UK mobile roadshow training vehicle for convenient, on-site learning.

Whether you have a single delegate or a full team, we cater for every level - from new starters to experienced engineers looking for a technical refresher. Our hands on approach gives your teams the confidence to install, operate and maintain products safely, effectively and efficiently.

AVK ACADEMY: because supporting the engineers of the future is a shared responsibility.



OUR TRAINING AND DEMONSTRATION VEHICLE

DRIVING INNOVATION TO YOU

AVK UK has its very own bespoke mobile roadshow vehicle, designed to showcase innovation, products, solutions and services at any location in the UK.

LET'S DRIVE INNOVATION, TOGETHER

We bring the products, solutions, technical talks, training, and demonstrations directly to you. The mobile roadshow, which can evolve to suit your needs, showcases a scope of products which can be displayed outside for demos and talks, helping to bring our product ranges to life.

With coffee and refreshments, brochures, videos and even a canopy option, if the British weather decides to take a turn, we are prepared. No stone has been left unturned in helping us take our customer visits to the next level!



BOOK THE AVK UK TRAINING AND DEMONSTRATION VEHICLE TO ROLL UP AT YOUR BUSINESS



Call:
01246 479100


























































Email:
customerservice@avkuk.co.uk

































TABLE OF CONTENTS

WATER NETWORKS & DISTRIBUTION





















	 	Resilient Seated Gate Valves	018
	 	Metal Faced Gate Valves	025
		Underground Hydrants	030
		Air Valves for Water	033
		Air Valves for Wastewater	036
	 	Check Valves	037
		Control Valves	042
	 	Butterfly Valves	046
	 	Knife Gate Valves	049
	 	Penstocks	052

















	 	Couplings	058
	 	Flange Adaptors	063
	 	Converters	066
	 	Support Bushes	067
	 	Dismantling Joints	068
	 	Repair Clamps	069
	 	Under Pressure Tees	072
	 	End Caps	073
		Ductile Iron Fittings	074
	 	Accessories	078

SMART WATER & PRESSURE MANAGEMENT

	 	Smart Gate Valves	083
		Smart Underground Hydrants	084
	 	Smart Air Valves	084
	 	Sensors	085
	 	Positioners	085
	 	Software	086
	 	Check Valves	087
		Air Valves for Water	092
		Air Valves for Wastewater	094
		Control Valves	096
		Needle Valves	099
		Ball Float Valves	099

GAS

		Gate Valves	101
		Slide Valves	106
		Under Pressure Drilling Valves	106
		Coke Oven Gate Valves	106
		Accessories	107
		Butterfly Valves	108
		Ball Valves	109
		Certus PE Ball Valves	111
		Flow Limitors	113
		Meter Box Adaptors	114

		Flange Adaptors	115
		Transition Coupling	115
		End Caps	116
		Line Blanks	116
		Mains to Meter	117
		Repair Clamps	120
		Split Repair Collars	122
		Tees	124

ADDITIONAL INFO



Fittings Product Selector	056
Valve Specification Checklist	127
Outside Diameter Chart	138
Terms and Conditions of Sale	140

Products may appear across multiple sections where they support different network applications or solution outcomes. Pricing is consistent across applications unless stated otherwise.

HOW TO... USE THIS PRICE LIST...

The products are categorised into sectors :

WATER SUPPLY



SEWAGE TREATMENT



GAS SUPPLY



Each section is broken down by product type, for example : Gate Valves, Hydrants, Check Valves....and so on.



Gate Valves

Product Sector

Series	AVK ref. nos.	DN mm	PN bar	Weight kg	Delivery Code	Gross price
Series 21/35 CTC Resilient Seat Gate Valve BS EN 1074-1&2 / BS 5163-1&2 Ductile iron body EPDM rubber wedge WRAS approved Standard flange drilling to BS EN 1092 (ISO 7005-2) Epoxy coated according to WIS 4-52-01 class B Closing direction: CTC DN80-200	21-100-35-3140089	80	16	39	A	£369.98
	21-100-35-3140089	100	16	47	A	£335.46
	21-100-35-3140089	150	16	95	A	£590.98
	21-200-35-3140089	200	16	147	A	£910.25
Series 21/35 CTO Resilient Seat Gate Valve BS EN 1074-1&2 / BS 5163-1&2 Ductile iron body EPDM rubber wedge WRAS approved Standard flange drilling to BS EN 1092 (ISO 7005-2) Epoxy coated according to WIS 4-52-01 class B Closing direction: CTO DN80-200	21-100-35-3140089	80	16	39	A	£369.98
	21-100-35-3140089	100	16	47	A	£335.46
	21-100-35-3140089	150	16	95	A	£590.98
	21-200-35-3140089	200	16	147	A	£910.25
Series 21/50 CTC Resilient Seat Gate Valve BS EN 1074-1&2 / BS 5163-1&2 Ductile iron body EPDM rubber wedge WRAS approved Standard flange drilling to BS EN 1092 (ISO 7005-2) Epoxy coated according to WIS 4-52-01 class B Closing direction: CTC DN50, 250-400	21-250-50-3140089	50	16	14	A	£267.98
	21-250-50-3140089	250	16	85	A	£1,425.68
	21-300-50-3140089	300	16	124	A	£2,073.04
	21-350-50-3140089	350	16	214	A	£4,141.40
	21-400-50-3140089	400	16	324	A	£4,474.93
Series 21/50 CTO Resilient Seat Gate Valve BS EN 1074-1&2 / BS 5163-1&2 Ductile iron body EPDM rubber wedge WRAS approved Standard flange drilling to BS EN 1092 (ISO 7005-2) Epoxy coated according to WIS 4-52-01 class B Closing direction: CTO DN50, 250-400	21-250-50-3140089	50	16	14	A	£267.98
	21-250-50-3140089	250	16	85	A	£1,425.68
	21-300-50-3140089	300	16	124	A	£2,073.04
	21-350-50-3140089	350	16	214	A	£4,141.40
	21-400-50-3140089	400	16	324	A	£4,474.93
Series 36/89 CTC Resilient Seat Gate Valve with PE Pipe Ends BS EN 1074-1&2 / BS 5163-2 Ductile iron body EPDM rubber wedge WRAS approved *Epoxy coated to WIS 4-52-01 class B Closing direction: CTC OD 80-315mm	36-110-89-353369	OD90	10/SDR17	24	A	£676.98
	36-110-89-353369	OD110	10/SDR17	27	A	£853.06
	36-161-89-353369	OD180	10/SDR17	58	A	£1,453.14
	36-225-89-353369	OD225	10/SDR17	91	A	£2,551.81
	36-315-89-353369	OD315	10/SDR17	140	A	£5,459.99
Series 36/89 CTO Resilient Seat Gate Valve with PE Pipe Ends BS EN 1074-1&2 / BS 5163-2 Ductile iron body EPDM rubber wedge WRAS approved	36-110-89-353369	OD90	10/SDR17	26	A	£676.98
	36-110-89-353369	OD110	10/SDR17	27	A	£853.06
	36-161-89-353369	OD180	10/SDR17	58	A	£1,453.14
	36-225-89-353369	OD225	10/SDR17	91	A	£2,551.81
	36-315-89-353369	OD315	10/SDR17	140	A	£5,459.99

AVK reference number to be used when ordering.

Dimension, PN rating and range.

Approximate weight

Delivery code

A = up to 2 weeks, available ex-stock

B = up to 8 weeks,

C = over 8 weeks

Gross price


Note i : Prices - POA = Price on application.

Note ii : Prices and content are correct at time of printing. Designs, materials and specifications shown are subject to change without notice due to our continuing programme of product development.

24/7 EMERGENCY PHONE LINE 0800 202 8228

SAME DAY LEAK REPAIR CLAMP AND FABRICATED FITTING SERVICE FOR GAS AND WATER MAINS

FOR THE FULL
RANGE SCAN HERE



Please have the following information available

- Medium: water or gas
- Pipe diameter (callipered)
- Length of clamp in increments of 150mm (6'')
- Pipe material
- Working pressure of main
- Extent of ovality
- For clamps DN50 to 45 (2'' to 18'') please state single or double band
- Contact name and number
- Delivery address and post code
- An order number and/or ability to send a written order confirmation

For fittings and other AVK UK products on standard service offer, please contact:

Customer Services Team

- ☎ +44 (0) 1246 479100
- ✉ customerservice@avkuk.co.uk

A photograph of industrial water treatment equipment, featuring large blue valves and pipes. The scene is set outdoors under a cloudy sky. The equipment includes large blue valves with handwheels and flanges, connected to a network of pipes. The overall color palette is dominated by blue and grey tones.

WATER NETWORKS & DISTRIBUTION

Our water and wastewater solutions are designed to support resilient, efficient networks from source to treatment and beyond. With a strong focus on quality, durability and long-term performance, we provide products that help operators meet regulatory requirements while maintaining reliable service. Backed by technical expertise and proven performance, our range supports critical infrastructure where safety and continuity are essential.



WEDGE TYPE GATE VALVES

Long-term Reliability. Engineered for Network Performance.

Gate valves are a fundamental part of water, wastewater and utility networks, designed specifically for reliable isolation rather than flow control.

Operated by raising or lowering a wedge inside the valve body, they allow a full, unobstructed bore when open and a secure shut-off when closed.

This straight-through flow path minimises pressure loss, making gate valves ideal for applications such as potable water distribution, wastewater treatment, irrigation and fire protection where dependable on/off performance is essential.

AVK UK supplies both types of wedge gate valves, resilient and metal seated. Resilient seated design incorporates a ductile iron wedge fully encapsulated in high-quality rubber made by our group company AVK Gummi, this ensures drop-tight sealing, even in the presence of debris.

This design also protects the valve from corrosion and supports long service life in demanding underground environments, combined with features such as triple stem sealing and fusion bonded epoxy coatings.

The metal seated design features firmly fixed bronze sealing rings with high end finishing, available up to DN2200 PN16 and up to DN1200 PN25 and PN40. Options for buried and submerged application is available up to DN1600.

AVK UK gate valves deliver long-term reliability, compliance with British and International standards, and suitability for modern networks, including integration with Smart Water and asset management solutions.

21/35-001

Resilient Seated Gate Valve BS EN 1074-1&2 / BS 5163-1&2 EPDM rubber wedge Blue FBE coating WRAS approved WIMES 8.09 compliant Reg 31 compliant Ductile Iron Standard flange drilling to BS EN 1092 (ISO 7005-2) DN50-400 CTC/CTO - Clockwise to close / open



Ref. no.	Operating Direction	PN Class	Theoretical weight/kg	DN mm	Units/ Parcel	Deliv. code	Gross Price GBP
21-050-35-2140069	CTC	PN16	14	50	24	A	348.10
21-050-35-3140069	CTO	PN16	14	50	24	A	348.10
21-080-35-2140069	CTC	PN16	14	80	20	A	360.15
21-080-35-3140069	CTO	PN16	14	80	20	A	360.15
21-100-35-2140069	CTC	PN16	17	100	15	A	473.79
21-100-35-3140069	CTO	PN16	17	100	15	A	473.79
21-150-35-2140069	CTC	PN16	29	150	7	A	707.81
21-150-35-3140069	CTO	PN16	29	150	7	A	707.81
21-200-35-2140069	CTC	PN16	47	200	5	A	1,171.22
21-200-35-3140069	CTO	PN16	47	200	5	A	1,171.22
21-250-35-2140069	CTC	PN16	84	250	3	A	1,961.70
21-250-35-3140069	CTO	PN16	84	250	3	A	1,961.70
21-300-35-2140069	CTC	PN16	117	300	2	A	2,793.51
21-300-35-3140069	CTO	PN16	117	300	2	A	2,793.51
21-350-35-2140069	CTC	PN16	214	350	1	A	7,252.93
21-350-35-3140069	CTO	PN16	214	350	1	A	7,252.93
21-350-35-G140069 (1)	CTC	PN16	225	350	1	C	8,416.28
21-350-35-H140069 (2)	CTO	PN16	225	350	1	C	8,416.28
21-400-35-2140069	CTC	PN16	220	400	1	A	8,790.44
21-400-35-3140069	CTO	PN16	220	400	1	A	8,790.44
21-400-35-G140069 (1)	CTC	PN16	231	400	1	C	10,139.62
21-400-35-H140069 (2)	CTO	PN16	231	400	1	C	10,139.62

(1) G - bypass fitted to CTC valve

(2) H - bypass fitted to CTO valve

55/66-001

Resilient Seated Gate Valve EN1074-2 EPDM rubber PN10/16 WRAS approved product Epoxy coating to DIN 30677-2, GSK approved Flanged Wimes 8.9 Reg 31 compliant. Ductile Iron Clockwise to Close Clockwise to open available upon request



Ref. no.	DN mm	Operating Direction	Flange drilling	Theoretical weight/kg	Units/ Parcel	Deliv. code	Gross Price GBP
55-450-66-00464	450	CTC	PN10	450	1	C	13,385.16
55-450-66-01464	450	CTC	PN16	496	1	C	14,054.42
55-500-66-00464	500	CTC	PN10	467	1	C	14,204.70
55-500-66-01464	500	CTC	PN16	531	1	C	14,914.94
55-600-66-00464	600	CTC	PN10	658	1	C	17,290.86
55-600-66-01464	600	CTC	PN16	757	1	C	18,155.40



55/66-002

Resilient Seated Gate Valve with By-Pass
EN1074-2
EPDM rubber
PN10/16
WRAS approved product
Epoxy coating to DIN 30677-2, GSK approved
Flanged
Wimes 8.9
Reg 31 compliant.
Ductile Iron
Clockwise to Close
Clockwise to open available upon request.



Ref. no.	DN mm	Operating Direction	Flange drilling	Theoretical weight/kg	Units/ Parcel	Deliv. code	Gross Price GBP
55-450-66-00464H	450	CTC	PN10	464	1	C	33,782.00
55-450-66-01464H	450	CTC	PN16	512	1	C	35,694.00
55-500-66-00464H	500	CTC	PN10	481	1	C	35,021.68
55-500-66-01464H	500	CTC	PN16	545	1	C	36,877.36
55-600-66-00464H	600	CTC	PN10	672	1	C	42,769.84
55-600-66-01464H	600	CTC	PN16	771	1	C	44,907.45

LARGE DIAMETER GATE VALVES

ALSO AVAILABLE

- Resilient seated gate valve range in sizes up to DN1200
- Metal seated gate valve range in sizes up to DN2400
- Comply to all relevant standards and specifications
- Available with a wide range of ISO top flanges
- Complete with a selection of standard accessories



Call us for more information + 44 (0)1246 479100



55/67-003

Resilient Seated Gate By-Pass Valve
EN558
EPDM rubber
PN10/16,
WRAS Approved Materials
Epoxy coating to DIN 30677-2, GSK approved
Flanged
Wimes 8.9
Reg 31 compliant
Ductile Iron
Clockwise to Close
DN700-1200
Clockwise to open available upon request.



Ref. no.	DN mm	Operating Direction	Flange drilling	Theoretical weight/kg	Units/ Parcel	Deliv. code	Gross Price GBP
55-700-67-01464M0011	700	CTC	PN16	1639	1	A	59,237.00
55-800-67-01464M0011	800	CTC	PN16	1700	1	C	63,981.68
55-900-67-01464M0011	900	CTC	PN16	3362	1	A	241,116.04
55-1000-67-0144643001	1000	CTC	PN16	3432	1	C	278,351.66

DN1200 Available upon request

55/67-004

Resilient Seated Gate Valve
EN558
EPDM rubber
PN10/16,
WRAS Approved Materials
Epoxy coating to DIN 30677-2, GSK approved
Flanged
Wimes 8.9
Reg 31 compliant
Ductile Iron
Clockwise to Close
DN 700-1200
Clockwise to open available upon request.



Ref. no.	DN mm	Operating Direction	Flange drilling	Theoretical weight/kg	Units/ Parcel	Deliv. code	Gross Price GBP
55-700-67-0146400001	700	CTC	PN16	1619	1	A	58,992.23
55-800-67-0146400001	800	CTC	PN16	1681	1	A	62,113.96
55-900-67-0146400001	900	CTC	PN16	3342	1	C	238,817.71
55-1000-67-014464	1000	CTC	PN16	3412	1	A	277,094.87

DN1200 Available upon request

21/37-001

Resilient Seated Gate Valve
Scalloped Flanges, with ISO
Flange
BS EN 1074-1&2 /
BS 5163-1
EPDM rubber wedge
WRAS approved
Standard flange drilling to
BS EN 1092 (ISO 7005-2)
Blue FBE coating
WIMES 8.09 compliant
Reg 31 compliant
Ductile Iron
Clockwise to open available upon request.
Sizes DN350-400, see
21/79



Ref. no.	DN mm	PN Class	Operating Direction	Theoretical weight/kg	Units/ Parcel	Deliv. code	Gross Price GBP
21-050-37-0140069	50	PN16	CTC	15	1	C	1,034.02
21-080-37-0140069	80	PN16	CTC	16	20	A	966.93
21-100-37-0140069	100	PN16	CTC	18	10	A	1,184.49
21-150-37-0140069	150	PN16	CTC	32	14	A	1,692.14
21-200-37-0140069	200	PN16	CTC	50	5	A	2,539.77
21-250-37-0140069	250	PN16	CTC	84	1	A	3,932.28
21-300-37-0140069	300	PN16	CTC	117	1	A	5,325.12

21/79-001

Resilient Seated Gate Valve
with ISO Flange for Actuation,
Bosses for bypass,
BS EN 1074-1&2 /
BS 5163 Type B
EPDM rubber wedge
Blue FBE coating
WRAS approved
Standard flange drilling to
BS EN 1092, PN10/16
WIMES 8.09 compliant
Reg 31 compliant
Clockwise to open / clockwise to close
Ductile Iron



Ref. no.	DN mm	PN Class	Operating Direction	Theoretical weight/kg	Units/ Parcel	Deliv. code	Gross Price GBP
21-350-79-0140069	350	PN16	CTC	216	1	C	13,211.40
21-350-79-1140069	350	PN16	CTO	216	1	C	13,211.40
21-400-79-0140069	400	PN16	CTC	222	1	C	13,871.97
21-400-79-1140069	400	PN16	CTO	222	1	A	13,871.97



36/89-002

Resilient Seated Gate Valve
with PE Pipe Ends
BS EN 1074- 1&2 /
BS 5163-2
EPDM rubber wedge
Blue FBE coating
WRAS approved
WIMES 8.09 compliant
Reg 31 compliant
Ductile Iron
OD 90-315mm
Option: Clockwise to Open
available



Ref. no.	D mm	PN Class PN Class	Operating Direction	Theoretical weight/kg	Units/ Parcel	Deliv. code	Gross Price GBP
36-090-89-36326999	90	PN16	CTC	14	6	A	729.10
36-090-89-36336999	90	PN16	CTO	14	5	A	729.10
36-110-89-36326999	110	PN16	CTC	18	5	A	1,269.89
36-110-89-36336999	110	PN16	CTO	18	1	A	1,269.89
36-125-89-36326999	125	PN16	CTC	23	5	A	1,414.45
36-125-89-36336999	125	PN16	CTO	23	1	A	1,414.45
36-180-89-36326999	180	PN16	CTC	36	3	A	1,892.06
36-180-89-36336999	180	PN16	CTO	36	1	A	1,892.06
36-225-89-36326999	225	PN16	CTC	75	3	A	3,793.80
36-225-89-36336999	225	PN16	CTO	75	1	A	3,793.80
36-280-89-36326999	280	PN16	CTC	123	2	A	5,802.81
36-280-89-36336999	280	PN16	CTO	123	1	A	5,802.81
36-315-89-36326987	315	PN16	CTC	182	2	A	9,051.66
36-315-89-36336987	315	PN16	CTO	182	1	A	9,051.66

32/49-001

Resilient Seated Gate Valve
Long spigot ends for cast iron
pipes
BS EN 1074-1&2 /
BS 5163-2
EPDM rubber wedge
Blue FBE coating
WRAS approved
WIMES 8.09 compliant
Reg 31 compliant
Ductile Iron
DN80-300
Clockwise to open, clockwise
to close



Ref. no.	DN mm	PN Class PN Class	Operating Direction	Theoretical weight/kg	Units/ Parcel	Deliv. code	Gross Price GBP
32-080-49-21469	80	PN16	CTC	18	1	C	678.42
32-080-49-31469	80	PN16	CTO	18	1	C	678.42
32-100-49-21469	100	PN16	CTC	23	1	C	1,067.55
32-100-49-31469	100	PN16	CTO	23	1	C	1,067.55
32-150-49-21469	150	PN16	CTC	42	1	C	1,613.58
32-150-49-31469	150	PN16	CTO	42	1	C	1,613.58
32-200-49-21469	200	PN16	CTC	59	1	C	2,676.54
32-200-49-31469	200	PN16	CTO	59	1	C	2,676.54
32-250-49-21469	250	PN16	CTC	85	1	C	3,652.01
32-250-49-31469	250	PN16	CTO	85	1	C	3,652.01
32-300-49-21469	300	PN16	CTC	123	1	C	4,453.48
32-300-49-31469	300	PN16	CTO	123	1	C	4,453.48



29/26-001

Resilient Seated, Isolating, Clear Way, Sandwich Gate Valve
 Wafer pattern PN16/25
 EN 1074 part 1&2
 EN 1092-2 (ISO7005-2)
 WRAS Approved
 EPDM rubber
 Blue FBE coating
 WIMES 8.09 compliant
 Reg 31 compliant
 Ductile Iron
 DN80
 Clockwise to open /
 clockwise to close



Ref. no.	DN mm	PN Class PN Class	Operating Direction	Theoretical weight/kg	Units/ Parcel	Deliv. code	Gross Price GBP
29-080-26-01469	80	PN16	CTC	15	10	A	664.85
29-080-26-07469	80	PN25	CTC	15	12	C	748.33
29-080-26-11469	80	PN16	CTO	15	12	C	952.10

29/47-001

Resilient Seated, Isolating, Clear Way, Sandwich Gate Valve with gear box
 Wafer pattern
 EN 1074 part 1&2
 EN 1092-2 (ISO7005-2)
 WRAS Approved
 EPDM rubber
 Blue FBE coating
 WIMES 8.09 compliant
 Reg 31 compliant
 Ductile Iron
 DN80
 PN25 option
 Clockwise to open /
 clockwise to close



Ref. no.	DN mm	PN Class PN Class	Operating Direction	Theoretical weight/kg	Units/ Parcel	Deliv. code	Gross Price GBP
29-080-47-01469	80	PN16	CTC	19	1	C	2,887.59
29-080-47-07469	80	PN25	CTC	19	1	C	3,320.72
29-080-47-11469	80	PN16	CTO	19	1	C	2,887.59
29-080-47-17469	80	PN25	CTO	19	1	C	3,320.72

06/30-0035

Resilient Seated Gate Valve
 DIN F4 Short Pattern
 EPDM Rubber wedge
 Blue FBE coating
 WRAS materials
 Standard Flange Drilling to EN 1092-2 (ISO 7005-2)
 Reg 31 compliant
 Ductile Iron
 Clockwise to Close
 Option: Clockwise to Open available



Ref. no.	DN mm	Flange drilling	L mm	Theoretical weight/kg	Units/ Parcel	Deliv. code	Gross Price GBP
06-065-30-0146499	65	PN10/16	170	11	1	C	504.12
06-080-30-0146499	80	PN10/16	180	13	1	C	457.03
06-100-30-0146499	100	PN10/16	190	15	15	C	661.05
06-150-30-0146499	150	PN10/16	210	27	10	C	1,037.28
06-200-30-0146499	200	PN16	230	41	10	C	1,497.49
06-250-30-0146499	250	PN16	250	66	1	C	3,982.06
06-300-30-0146487	300	PN16	270	91	1	C	5,842.39
06-400-30-016	400	PN16	310	181	1	C	8,740.23
06-600-30-016 ⁽¹⁾	600	PN16	390	762	1	C	31,252.36

(1) With F14 top flange, round stem w/keyway

21/58-001

Resilient Seated Gate Valve
 BS EN 1074-1&2 /
 BS 5163-1&2
 300 microns blue FBE coating,
 for harsh environments.
 Stainless steel A4 bolts
 Stainless steel stem 1.4404
 EPDM rubber wedge
 Blue FBE coating
 WRAS approved
 Standard flange drilling to BS EN 1092 (ISO 7005-2)
 WIMES 8.09 compliant
 Reg 31 compliant
 Ductile Iron
 DN50- 400
 CTC/CTO - Clockwise to close / open



Ref. no.	DN mm	PN Class PN Class	Operating Direction	Theoretical weight/kg	Units/ Parcel	Deliv. code	Gross Price GBP
21-050-58-2141358	50	PN16	CTC	14	25	C	606.92
21-050-58-3141358	50	PN16	CTO	14	1	C	606.92
21-080-58-2141358	80	PN16	CTC	17	20	C	726.54
21-080-58-3141358	80	PN16	CTO	17	1	C	712.13
21-100-58-2141358	100	PN16	CTC	24	16	C	817.68
21-100-58-3141358	100	PN16	CTO	24	1	C	817.68
21-150-58-2141358	150	PN16	CTC	42	10	C	2,693.93
21-150-58-3141358	150	PN16	CTO	42	1	C	2,693.93
21-200-58-2141358	200	PN16	CTC	59	4	C	2,900.85
21-200-58-3141358	200	PN16	CTO	59	1	C	2,900.85
21-250-58-2141358	250	PN16	CTC	85	3	C	3,093.96
21-250-58-3141358	250	PN16	CTO	85	1	C	3,093.96
21-300-58-2141358	300	PN16	CTC	123	2	C	5,089.84
21-300-58-3141358	300	PN16	CTO	123	1	C	5,089.84
21-350-582141358	350	PN16	CTC	214	1	C	6,695.02
21-400-58-2141358	400	PN16	CTC	221	1	C	10,021.56



21/60-001

Resilient Seated Gate Valve
 BS EN 1074-1&2 /
 BS 5163-1&2
 EPDM rubber wedge
 Blue FBE coating
 WRAS approved
 Standard flange drilling to
 BS EN 1092 (ISO 7005-2)
 WIMES 8.09 compliant
 Reg 31 compliant
 Ductile Iron
 DN50-400 (DN400 upon
 request)
 Clockwise to open /
 clockwise to close



Ref. no.	DN mm	PN Class PN Class	Operating Direction	Theoretical weight/kg	Units/ Parcel	Deliv. code	Gross Price GBP
21-050-60-2740069	50	PN25	CTC	18	1	C	971.85
21-050-60-3740069	50	PN25	CTO	18	1	C	971.85
21-080-60-2740069	80	PN25	CTC	20	1	C	1,065.86
21-080-60-3740069	80	PN25	CTO	20	1	C	1,065.86
21-100-60-2740069	100	PN25	CTC	30	16	C	1,267.43
21-100-60-3740069	100	PN25	CTO	30	16	C	1,267.43
21-150-60-2740069	150	PN25	CTC	52	10	C	2,012.58
21-150-60-3740069	150	PN25	CTO	52	8	C	2,012.58
21-200-60-2740069	200	PN25	CTC	79	4	C	3,075.23
21-200-60-3740069	200	PN25	CTO	79	4	C	3,075.23
21-250-60-2740069	250	PN25	CTC	132	3	C	5,785.06
21-250-60-3740069	250	PN25	CTO	132	3	C	5,785.06
21-300-60-2740069	300	PN25	CTC	166	1	C	8,600.80
21-300-60-3740069	300	PN25	CTO	166	2	C	8,600.80

21/61-001

Resilient Seated Gate Valve
 ISO F10 mounting gland
 flange up to DN150
 Ductile iron wedge, fully
 vulcanised with EPDM rubber
 Blue FBE coating
 WIMES 8.09 compliant
 Reg 31 compliant
 DN80-150
 Clockwise to
 open /Clockwise to close



Ref. no.	DN mm	PN Class PN Class	Operating Direction	Theoretical weight/kg	Units/ Parcel	Deliv. code	Gross Price GBP
21-080-61-0740069	80	PN25	CTC	22	1	C	1,535.66
21-080-61-1740069	80	PN25	CTO	22	1	C	1,535.66
21-100-61-0740069	100	PN25	CTC	30	16	C	1,940.30
21-100-61-1740069	100	PN25	CTO	30	1	C	1,940.30
21-150-61-0740069	150	PN25	CTC	52	5	C	2,789.53
21-150-61-1740069	150	PN25	CTO	52	1	C	2,789.53

21/62-001

Resilient Seated Gate Valve
 F10/F14 dual drilled
 mounting gland
 flange
 Ductile Iron wedge, fully
 vulcanised with EPDM rubber
 WIMES 8.09 compliant
 Reg 31 compliant
 Clockwise to close
 Option: Clockwise to open



Ref. no.	DN mm	Operating Direction	Flange drilling	Theoretical weight/kg	Units/ Parcel	Deliv. code	Gross Price GBP
21-200-62-0740069	200	CTC	PN25	80	4	C	3,550.19
21-250-62-0740069	250	CTC	PN25	132	1	C	5,649.75
21-300-62-0740069	300	CTC	PN25	180	2	C	8,206.96





37/50-001

Metal Seated Gate Valve
 BS EN 1074-1&2 /
 BS 5163-1&2
 Stem: stainless steel -
 BS 970 420S37 (standard)
 Standard flange drilling to
 BS EN 1092 (ISO 7005-2)
 Epoxy coated according to
 DIN 30677-2 & GSK
 approved
 WIMES 8.09 compliant
 Reg 31 compliant
 Ductile Iron
 Clockwise to Close
 DN50-300
 CTC - Clockwise to close
 Option: Clockwise to open
 available



Ref. no.	DN mm	Flange drilling	Theoretical weight/kg	Units/ Parcel	Deliv. code	Gross Price GBP
37-050-50-210001	50	PN16	16	5	A	684.95
37-080-50-210001	80	PN16	21	22	A	890.44
37-100-50-210001	100	PN16	27	18	A	1,095.92
37-150-50-210001	150	PN16	43	12	A	1,506.89
37-200-50-210001	200	PN16	76	6	A	2,465.82
37-250-50-210001	250	PN16	107	6	A	3,424.75
37-300-50-210001	300	PN16	165	4	A	4,794.65

37/51-001

Metal Seated Gate Valve with
 F10 ISO flange DN50-150
 F10/14 ISO flange DN200-
 300
 BS EN 1074-1&2
 Stem: stainless steel
 (SS420)
 Epoxy coated according to
 DIN 30677-2 & GSK
 approved
 Ductile Iron
 Clockwise to Close
 DN50-300



Ref. no.	DN mm	Flange drilling	Theoretical weight/kg	Units/ Parcel	Deliv. code	Gross Price GBP
37-050-51-010001	50	PN16	16	1	C	666.00
37-080-51-010001	80	PN16	21	1	C	816.40
37-100-51-010001	100	PN16	26	1	C	1,198.02
37-150-51-010001	150	PN16	43	1	C	1,488.51
37-200-51-010001	200	PN16	78	1	C	2,843.10
37-250-51-010001	250	PN16	107	1	C	4,378.40
37-300-51-010001	300	PN16	164	1	C	6,466.07

HIGH PRESSURE GATE VALVES PN25 AND PN40

ALSO AVAILABLE

- Metal seated gate valves with bronze sealing rings
- Ductile iron body with integrated lifting eyes
- Comply to all relevant standards and specifications
- Complete with a selection of standard accessories
- Different options and configurations are available

PN25

- DN50-300 Series 37/90 (also available with ISO top flange S37/91)
- DN350-1200 Series 54/4142 (also available with Bypass fitted 54/4344)

PN40

- DN80-300 Series 37/D0 (also available with ISO top flange ISO 37/D1)
- DN350-1000 Series 54/7576 (also available with Bypass fitted 54/7778)



Call us for more information + 44 (0)1246 479100

**54/3132-001**

Metal seat gate valve with ISO mounting flange
BS EN1074-1&2
Epoxy coated
Fasteners Zinc plated
Stem St.St. 1.4057 (431S29)
WRAS compliant
WIMES 8.09 compliant
Reg 31 Compliant
Ductile Iron
DN350 - 1800
Drilled PN10 option available
Large sizes available upon request



Health & Safety Notice:
DN700 and above valves must be supplied from the factory with either a gearbox or actuator fitted as the spindle thrust is taken in these units.

Ref. no.	DN mm	Operating Direction	Flange drilling	Theoretical weight/kg	Units/ Parcel	Dellv. code	Gross Price GBP
54-0350-31-1101100	350	CTC	PN16	256	2	A	9,775.24
54-0350-32-1101100	350	CTO	PN16	256	2	A	9,775.24
54-0400-31-1101100	400	CTC	PN16	290	2	A	11,223.42
54-0400-32-1101100	400	CTO	PN16	290	2	A	11,223.42
54-0450-31-1101100	450	CTC	PN16	408	2	A	12,671.60
54-0450-32-1101100	450	CTO	PN16	408	2	A	12,671.60
54-0500-31-1101100	500	CTC	PN16	517	2	A	15,205.91
54-0500-32-1101100	500	CTO	PN16	517	2	A	15,205.91
54-0600-31-1101100	600	CTC	PN16	636	1	A	18,464.34
54-0600-32-1101100	600	CTO	PN16	636	2	A	18,464.34
54-0700-31-1101100	700	CTC	PN16	1416	1	A	53,113.07
54-0700-31-1102100	700	CTC	PN16	1416	1	C	53,113.07
54-0700-32-1101100	700	CTO	PN16	1416	1	A	53,113.07
54-0700-32-1102100	700	CTO	PN16	1416	1	C	53,113.07
54-0800-31-1101100	800	CTC	PN16	1766	1	A	69,277.91
54-0800-31-1102100	800	CTC	PN16	1766	1	C	69,277.91
54-0800-32-1101100	800	CTO	PN16	1766	1	A	69,277.91
54-0800-32-1102100	800	CTO	PN16	1766	1	C	69,277.91
54-0900-31-1101100	900	CTC	PN16	2317	1	C	84,673.01
54-0900-31-1102100	900	CTC	PN16	2317	1	A	84,673.01
54-0900-31-1103100	900	CTC	PN16	2317	1	C	84,673.01
54-0900-32-1102100	900	CTO	PN16	2317	1	A	84,673.01
54-0900-32-1103100	900	CTO	PN16	2317	1	C	84,673.01
54-1000-31-1102100	1000	CTC	PN16	3059	1	C	95,449.59
54-1000-31-1103100	1000	CTC	PN16	3059	1	C	95,449.59
54-1000-32-1102100	1000	CTO	PN16	3059	1	C	95,449.59
54-1000-32-1103100	1000	CTO	PN16	3059	1	A	95,449.59
54-1200-31-1302100	1200	CTC	PN16	4691	1	C	153,566.06
54-1200-31-1303100	1200	CTC	PN16	4691	1	C	153,566.06
54-1200-32-1302100	1200	CTO	PN16	4691	1	C	153,566.06
54-1400-31-1303100	1400	CTC	PN16	7495	1	C	331,764.27
54-1400-32-1303100	1400	CTO	PN16	7500	1	C	331,764.27
54-1600-31-1303100	1600	CTC	PN16	12100	1	C	459,543.53
54-1600-32-1303100	1600	CTO	PN16	12100	1	C	459,543.53
54-1800-31-1304100	1800	CTC	PN16	14800	1	C	654,291.46
54-1800-32-1304100	1800	CTO	PN16	14800	1	C	654,291.46

10 YEAR WARRANTY

Additional warranties of up to 10 years available on AVK UK manufactured products

Contact us for more information:



Call:
+44 (0)1246 479100




Email:
customerservice@avkuk.co.uk





54/3334-001

Metal seat gate valve with bypass and ISO mounting flange
 BS EN1074-1&2
 Epoxy coated
 Fasteners Zinc plated
 Stem St.St. 1.4057 (431S29)
 WRAS compliant
 WIMES 8.09 compliant
 Reg 31 Compliant
 Ductile Iron
 DN350 -1800
 Drilled PN10 option available.
 Large sizes available upon request



Health & Safety Notice:
 DN700 and above valves must be supplied from the factory with either a gearbox or actuator fitted as the spindle thrust is taken in these units.

Ref. no.	DN mm	Operating Direction	ISO Flange	Flange drilling	Theoretical weight/kg	Units/ Parcel	Deliv. code	Gross Price GBP
54-0350-33-1101100	350	CTC	14	PN16	268	2 A	A	11,223.42
54-0350-34-1101100	350	CTO	14	PN16	268	2 A	A	11,223.42
54-0400-33-1101100	400	CTC	14	PN16	302	2 A	A	12,671.60
54-0400-34-1101100	400	CTO	14	PN16	302	2 A	A	12,671.60
54-0450-33-1101100	450	CTC	14	PN16	423	2 A	A	14,119.78
54-0450-34-1101100	450	CTO	14	PN16	423	2 A	A	14,119.78
54-0500-33-1101100	500	CTC	14	PN16	532	1 A	A	15,930.01
54-0500-34-1101100	500	CTO	14	PN16	532	1 A	A	15,930.01
54-0600-33-1101100	600	CTC	14	PN16	652	1 A	A	20,636.61
54-0600-34-1101100	600	CTO	14	PN16	652	1 A	A	20,636.61
54-0700-33-1101100	700	CTC	14	PN16	1440	1 C	C	57,731.59
54-0700-33-1102100	700	CTC	16	PN16	1440	1 C	C	57,731.59
54-0700-34-1101100	700	CTO	14	PN16	1440	1 C	C	57,731.59
54-0700-34-1102100	700	CTO	16	PN16	1440	1 C	C	57,731.59
54-0800-33-1101100	800	CTC	14	PN16	1789	1 C	C	75,435.95
54-0800-33-1102100	800	CTC	16	PN16	1789	1 C	C	75,435.95
54-0800-34-1101100	800	CTO	14	PN16	1789	1 C	C	75,435.95
54-0800-34-1102100	800	CTO	16	PN16	1789	1 C	C	75,435.95
54-0900-33-1102100	900	CTC	16	PN16	2341	1 C	C	90,831.03
54-0900-33-1103100	900	CTC	25	PN16	2341	1 C	C	90,831.03
54-0900-34-1102100	900	CTO	16	PN16	2341	1 C	C	90,831.03
54-0900-34-1103100	900	CTO	25	PN16	2341	1 C	C	90,831.03
54-1000-33-1102100	1000	CTC	16	PN16	3083	1 C	C	103,147.13
54-1000-33-1103100	1000	CTC	25	PN16	3083	1 C	C	103,147.13
54-1000-34-1102100	1000	CTO	16	PN16	3083	1 C	C	103,147.13
54-1000-34-1103100	1000	CTO	25	PN16	3083	1 C	C	103,147.13
54-1200-33-1302100	1200	CTC	16	PN16	4730	1 C	C	168,576.28
54-1200-34-1302100	1200	CTO	16	PN16	4730	1 C	C	168,576.28
54-1400-33-1303100	1400	CTC	25	PN16	7600	1 C	C	338,692.06
54-1400-34-1303100	1400	CTO	25	PN16	7600	1 C	C	338,692.06
54-1600-33-1303100	1600	CTC	25	PN16	12200	1 C	C	463,392.31
54-1600-33-1304100	1600	CTC	30	PN16	12200	1 C	C	463,392.31
54-1600-34-1303100	1600	CTO	25	PN16	12200	1 C	C	463,392.31
54-1600-34-1304100	1600	CTO	30	PN16	12200	1 C	C	463,392.31
54-1800-33-1304100	1800	CTC	30	PN16	14900	1 C	C	659,679.74
54-1800-34-1304100	1800	CTO	30	PN16	14900	1 C	C	659,679.74

AVK UK TRAINING & DEMONSTRATION VEHICLE

BOOK THE AVK UK TRAINING AND DEMONSTRATION VEHICLE TO ROLL UP AT YOUR BUSINESS



Call:
01246 479100



Email:
customerservice@avkuk.co.uk





54/6970-001

Metal seat gate valve, thrust taken into valve, SS stem, alu-bronze seat, alu-bronze wedge nut, S&C, galv. 8.8 bolts, by-pass, PN10/16. Epoxy coated, WRAS approved, Reg 31 compliant, WIMES 8.09 compliant DN700-1200, & DN1600 Clockwise to open / clockwise to close Ductile Iron



Ref. no.	DN mm	Operating Direction	ISO Flange	Flange drilling	Theoretical weight/kg	Units/ Parcel	Deliv. code	Gross Price GBP
54-0700-69-0101101	700	CTC	F14	PN10	1234	1	C	107,789.76
54-0700-69-0102101	700	CTC	F16	PN10	1242	1	C	107,789.76
54-0700-69-0103101	700	CTC	F25	PN10	1242	1	C	107,789.76
54-0700-69-1102101	700	CTC	F16	PN16	1242	1	C	107,789.76
54-0700-69-1103101	700	CTC	F25	PN16	1242	1	C	107,789.76
54-0700-70-0101101	700	CTO	F14	PN10	1234	1	C	107,789.76
54-0700-70-0102101	700	CTO	F16	PN10	1242	1	C	107,789.76
54-0700-70-0103101	700	CTO	F25	PN10	1242	1	C	107,789.76
54-0700-70-1102101	700	CTO	F16	PN16	1242	1	C	107,789.76
54-0700-70-1103101	700	CTO	F25	PN16	1242	1	C	107,789.76
54-0800-69-0101101	800	CTC	F14	PN10	1670	1	C	131,342.75
54-0800-69-0102101	800	CTC	F16	PN10	1678	1	C	131,342.75
54-0800-69-0103101	800	CTC	F25	PN10	1678	1	C	131,342.75
54-0800-69-1103101	800	CTC	F25	PN16	1678	1	C	131,342.75
54-0800-70-0101101	800	CTO	F14	PN10	1670	1	C	131,342.75
54-0800-70-0102101	800	CTO	F16	PN10	1678	1	C	131,342.75
54-0800-70-0103101	800	CTO	F25	PN10	1678	1	C	131,342.75
54-0800-70-1103101	800	CTO	F25	PN16	1678	1	C	131,342.75
54-0900-69-0101101	900	CTC	F14	PN10	2191	1	C	162,103.20
54-0900-69-0102101	900	CTC	F16	PN10	2199	1	C	162,103.20
54-0900-69-0103101	900	CTC	F25	PN10	2200	1	C	162,103.20
54-0900-69-1103101	900	CTC	F25	PN16	2200	1	C	162,103.20
54-0900-70-0101101	900	CTO	F14	PN10	2191	1	C	162,103.20
54-0900-70-0102101	900	CTO	F16	PN10	2199	1	C	162,103.20
54-0900-70-0103101	900	CTO	F25	PN10	2200	1	C	162,103.20
54-0900-70-1103101	900	CTO	F25	PN16	2200	1	C	162,103.20
54-1000-69-0102101	1000	CTC	F16	PN10	2811	1	C	206,726.62
54-1000-69-0103101	1000	CTC	F25	PN10	2811	1	C	206,726.62
54-1000-69-1103101	1000	CTC	F25	PN16	2811	1	C	206,726.62
54-1000-69-1104101	1000	CTC	F30	PN16	2828	1	C	206,726.62
54-1000-70-0102101	1000	CTO	F16	PN10	2811	1	C	206,726.62
54-1000-70-0103101	1000	CTO	F25	PN10	2811	1	C	206,726.62
54-1000-70-1103101	1000	CTO	F25	PN16	2811	1	C	206,726.62
54-1000-70-1104101	1000	CTO	F30	PN16	2828	1	C	206,726.62
54-1100-69-0303101	1100	CTC	F25	PN10	3919	1	C	317,508.00
54-1100-69-1303101	1100	CTC	F25	PN16	3919	1	C	317,508.00
54-1100-69-1304101	1100	CTC	F30	PN16	3924	1	C	317,508.00
54-1100-70-0303101	1100	CTO	F25	PN10	3919	1	C	317,508.00
54-1100-70-1303101	1100	CTO	F25	PN16	3919	1	C	317,508.00
54-1100-70-1304101	1100	CTO	F30	PN16	3924	1	C	317,508.00
54-1200-69-0303101	1200	CTC	F25	PN10	4712	1	C	358,712.20
54-1200-69-0304101	1200	CTC	F30	PN10	4716	1	C	358,712.20
54-1200-69-1304101	1200	CTC	F30	PN16	4716	1	C	358,712.20
54-1200-69-1305101	1200	CTC	F35	PN16	4722	1	C	358,712.21
54-1200-70-0303101	1200	CTO	F25	PN10	4712	1	C	358,712.20
54-1200-70-0304101	1200	CTO	F30	PN10	4716	1	C	358,712.20
54-1200-70-1304101	1200	CTO	F30	PN16	4716	1	C	358,712.20
54-1200-70-1305101	1200	CTO	F35	PN16	4722	1	C	358,712.20

DN1600 Available upon request



54/7374-001

Metal seat gate valve, thrust taken into valve, with by-pass
 BS EN 1074 1&2
 SS stem, alu-bronze seat, alu-bronze wedge nut, S&C, galv. 8.8 bolts, PN10/16
 Epoxy coated, WRAS approved,
 Reg 31 compliant, WIMES 8.09 compliant
 DN700-1200, & DN1600
 Clockwise to open / clockwise to close
 Ductile Iron



Ref. no.	DN mm	Operating Direction	ISO Flange	Flange drilling	Theoretical weight/kg	Units/ Parcel	Deliv. code	Gross Price GBP
54-0700-73-0101101	700	CTC	F14	PN10	1275	1	C	109,934.66
54-0700-73-0102101	700	CTC	F16	PN10	1283	1	C	109,934.66
54-0700-73-0103101	700	CTC	F25	PN10	1283	1	C	109,934.66
54-0700-73-1102101	700	CTC	F16	PN16	1283	1	C	109,934.66
54-0700-73-1103101	700	CTC	F25	PN16	1283	1	C	109,934.66
54-0700-74-0101101	700	CTO	F14	PN10	1275	1	C	109,934.66
54-0700-74-0102101	700	CTO	F16	PN10	1283	1	C	109,934.66
54-0700-74-0103101	700	CTO	F25	PN10	1283	1	C	109,934.66
54-0700-74-1102101	700	CTO	F16	PN16	1283	1	C	109,934.66
54-0700-74-1103101	700	CTO	F25	PN16	1283	1	C	109,934.66
54-0800-73-0101101	800	CTC	F14	PN10	1711	1	C	134,892.76
54-0800-73-0102101	800	CTC	F16	PN10	1719	1	C	134,892.76
54-0800-73-0103101	800	CTC	F25	PN10	1719	1	C	134,892.76
54-0800-73-1103101	800	CTC	F25	PN16	1719	1	C	134,892.76
54-0800-74-0101101	800	CTO	F14	PN10	1711	1	C	134,892.76
54-0800-74-0102101	800	CTO	F16	PN10	1719	1	C	134,892.76
54-0800-74-0103101	800	CTO	F25	PN10	1719	1	C	134,892.76
54-0800-74-1103101	800	CTO	F25	PN16	1719	1	C	134,892.76
54-0900-73-0101101	900	CTC	F14	PN10	2234	1	C	165,128.59
54-0900-73-0102101	900	CTC	F16	PN10	2242	1	C	165,128.59
54-0900-73-0103101	900	CTC	F25	PN10	2243	1	C	165,128.59
54-0900-73-1103101	900	CTC	F25	PN16	2243	1	C	165,128.59
54-0900-74-0101101	900	CTO	F14	PN10	2234	1	C	165,128.59
54-0900-74-0102101	900	CTO	F16	PN10	2242	1	C	165,128.59
54-0900-74-0103101	900	CTO	F25	PN10	2243	1	C	165,128.59
54-0900-74-1103101	900	CTO	F25	PN16	2243	1	C	165,128.59
54-1000-73-0102101	1000	CTC	F16	PN10	2854	1	C	209,257.71
54-1000-73-0103101	1000	CTC	F25	PN10	2854	1	C	209,257.71
54-1000-73-1103101	1000	CTC	F25	PN16	2854	1	C	209,257.71
54-1000-73-1104101	1000	CTC	F30	PN16	2871	1	C	209,257.71
54-1000-74-0102101	1000	CTO	F16	PN10	2854	1	C	209,257.71
54-1000-74-0103101	1000	CTO	F25	PN10	2854	1	C	209,257.71
54-1000-74-1103101	1000	CTO	F25	PN16	2854	1	C	209,257.71
54-1000-74-1104101	1000	CTO	F30	PN16	2871	1	C	209,257.71
54-1100-73-0303101	1100	CTC	F25	PN10	3959	1	C	320,744.59
54-1100-73-1303101	1100	CTC	F25	PN16	3959	1	C	320,744.59
54-1100-73-1304101	1100	CTC	F30	PN16	3964	1	C	320,744.59
54-1100-74-0303101	1100	CTO	F25	PN10	3959	1	C	320,744.59
54-1100-74-1303101	1100	CTO	F25	PN16	3959	1	C	320,744.59
54-1100-74-1304101	1100	CTO	F30	PN16	3964	1	C	320,744.59
54-1200-73-0303101	1200	CTC	F25	PN10	4792	1	C	362,446.99
54-1200-73-0304101	1200	CTC	F30	PN10	4796	1	C	362,446.99
54-1200-73-1304101	1200	CTC	F30	PN16	4796	1	C	362,446.99
54-1200-73-1305101	1200	CTC	F35	PN16	4802	1	C	362,446.99
54-1200-74-0303101	1200	CTO	F25	PN10	4792	1	C	362,446.99
54-1200-74-0304101	1200	CTO	F30	PN10	4796	1	C	362,446.99
54-1200-74-1304101	1200	CTO	F30	PN16	4796	1	C	362,446.99
54-1200-74-1305101	1200	CTO	F35	PN16	4802	1	C	362,446.99

DN1600 Available upon request



UNDERGROUND HYDRANTS

Reliable Fire Protection. Engineered for Peace of Mind

AVK UK are the renowned market leading innovators, manufacturers, and suppliers of BS 750 fire hydrants into the UK.

As a result of consulting with both the Fire and Rescue Services and Water Utilities, AVK UK have invested in the development of a range of fire hydrants which accommodate the current and future requirements addressing both public safety and operational criteria.

AVK UK hydrants are engineered to perform under pressure, offering long-term reliability, corrosion resistance, and full

compliance with UK standards, ensuring fire services can act quickly and confidently in critical situations.

Built with durability and ease of maintenance in mind, AVK UK underground hydrants combine precision engineering with high-quality materials to withstand demanding ground conditions and frequent use in fire protection as well as washout in water networks. Their compact, protected

design minimises the risk of damage from traffic or vandalism, while smooth operation and clear identification support rapid deployment in emergencies.

Trusted by water authorities and contractors nationwide, AVK UK underground hydrants deliver peace of mind through proven performance, safeguarding lives, property, and infrastructure.

29/91-003

Clearway Through Bore Fire Hydrant BS750 Type 3 Fixed Stopper, Kitemark™ approved, WRAS Approved Blue FBE coating Universally drilled flange to BS EN 1092:1997 Auto Frost valve as standard Outlet options: Gunmetal, Belfast, Instantaneous, London V Thread, Bayonet, Stainless Steel Data logger connection point option UKCA / CE marked WIMES 8.09 compliant Reg 31 compliant Ductile Iron Clockwise to Close Option: Clockwise to open. DN80



Ref. no.	DN mm	PN Class PN Class	Operating Direction	Theoretical weight/kg	Units/ Parcel	Deliv. code	Gross Price GBP
29-080-91-22032169024 ⁽¹⁾	80	PN16	CTC	20	16	A	1,575.96
29-080-91-22034369004	80	PN16	CTC	20	16	A	846.50
29-080-91-42034369024 ⁽²⁾	80	PN16	CTC	20	16	A	728.15
29-080-91-42034369034 ⁽³⁾	80	PN16	CTC	20	1	C	892.17

(1) Bayonet outlet and data logger 1/8 tapping in body with ball valve.

(2) London round thread with data logger ball valve

(3) Complete with a quickfit coupling

29/26-001

Resilient Seated, Isolating, Clear Way, Sandwich Gate Valve Wafer pattern PN16/25 EN 1074 part 1&2 EN 1092-2 (ISO7005-2) WRAS Approved EPDM rubber Blue FBE coating WIMES 8.09 compliant Reg 31 compliant Ductile Iron DN80 Clockwise to open / clockwise to close



Ref. no.	DN mm	PN Class PN Class	Operating Direction	Theoretical weight/kg	Units/ Parcel	Deliv. code	Gross Price GBP
29-080-26-01469	80	PN16	CTC	15	10	A	664.85
29-080-26-07469	80	PN25	CTC	15	12	C	748.33
29-080-26-11469	80	PN16	CTO	15	12	C	952.10



29/47-001

Resilient Seated, Isolating,
Clear Way, Sandwich Gate
Valve with gear box
Wafer pattern
EN 1074 part 1&2
EN 1092-2 (ISO7005-2)
WRAS Approved
EPDM rubber
Blue FBE coating
WIMES 8.09 compliant
Reg 31 compliant
Ductile Iron
DN80
PN25 option
Clockwise to open /
clockwise to close



Ref. no.	DN mm	PN Class PN Class	Operating Direction	Theoretical weight/kg	Units/ Parcel	Deliv. code	Gross Price GBP
29-080-47-01469	80	PN16	CTC	19	1	C	2,887.59
29-080-47-07469	80	PN25	CTC	19	1	C	3,320.72
29-080-47-11469	80	PN16	CTO	19	1	C	2,887.59
29-080-47-17469	80	PN25	CTO	19	1	C	3,320.72

29/388-001

Fire Hydrant BS 750:2012
Type 2C Fixed/loose Stopper
Kitemark™ approved
Stainless steel London 2½"
round thread outlet
Blue FBE coating
WRAS approved
Universally drilled flange to
BS EN 1074-6
Auto frost valve as standard
UKCA / CE marked
WIMES 8.09 compliant
Reg 31 compliant
Ductile Iron
Clockwise to Close, Stem
Cap/White Insert
DN80



Ref. no.	DN mm	PN Class PN Class	Operating Direction	Theoretical weight/kg	Units/ Parcel	Deliv. code	Gross Price GBP
29-388-3-2112 ⁽¹⁾	80	PN16	CTC	13	40	A	407.06
29-388-3-211201 ⁽¹⁾	80	PN25		13	20	C	577.34
29-388-3-72120006 ⁽²⁾	80	PN16	CTC	13	20	A	576.66
29-388-3-72120106 ⁽²⁾	80	PN25	CTC	13	20	C	698.77

(1) Fixed Stopper
(2) Loose Stopper

29/389-002

Fire Hydrant BS750 2012
Type 2C For salt laden
environments 300 micron
Kitemark approved
Fixed stopper
Gun metal London 2½"
round thread outlet
Stem st st 1.4404, Fasteners
st st A4
Blue FBE coating
WRAS approved
Complies with Annex ZA of
BS EN 14339 in respect of
Construction Products
Directive (CPD) 89/109/EEC
Universally drilled flange to
BS EN 1074-6
St. Steel Plug.
UKCA / CE marked
WIMES 8.09 compliant
Reg 31 compliant
Options : PN25. Loose
stopper
Ductile Iron
Clockwise to Close, Stem
Cap/White Insert
DN80



Ref. no.	DN mm	PN Class PN Class	Theoretical weight/kg	Units/ Parcel	Deliv. code	Gross Price GBP
29-389-5-2111201	80	PN16	13	19	C	850.28

**29/61-002**

Fire Hydrant BS 750:2012
Type1 Hydrant
Kitemark approved
Stainless steel London 2½"
round thread outlet
EPDM rubber
Blue FBE coating
WRAS approved
Standard flange drilling to
BS EN 1074-6
WIMES 8.09 compliant
Reg 31 compliant
Ductile Iron
Clockwise to Close
DN80



Ref. no.	DN mm	PN Class PN Class	Operating Direction	Theoretical weight/kg	Units/ Parcel	Deliv. code	Gross Price GBP
29-080-61-21413100 ⁽¹⁾	80	PN16	CTC	21	1	C	1,017.64
29-080-61-21414100 ⁽²⁾	80	PN16	CTC	21	15	C	1,005.09
29-080-61-21417100 ⁽³⁾	80	PN16	CTC	21	15	C	848.03

- (1) Gunmetal
(2) 2.5RT Stainless Steel
(3) Belfast outlet

29/10-001

Hydrant Security Device
Suitable for use with type 2
and through bore hydrants
Ductile Iron



Ref. no.	DN mm	Theoretical weight/kg	Units/ Parcel	Deliv. code	Gross Price GBP
29-009-00-50 ⁽¹⁾	80	3.0	20	A	203.53
29-009-20-00 ⁽²⁾	80	2.8	20	C	200.52
29-009-30-00 ⁽³⁾	80	3.7	68	A	305.28

- (1) Hydrant Security Device Key
(2) Hydrant Model Through Bore 29/90
(3) Hydrant Model Through Bore 29/91 & Universal (compatible with other manufacturers products)

AIR VALVES

For Reliable and Efficient Water & Wastewater Networks

Air valves play a critical role in protecting and optimising water and wastewater systems, ensuring pipelines operate safely, efficiently, and without interruption.


At AVK UK, our air valve solutions are engineered to automatically release trapped air during filling, admit air during draining, and manage air pockets under pressure, reducing the risk of surge, vacuum conditions, and costly pipeline failures.

The result is smoother operation, improved flow efficiency, and extended asset life across potable water and wastewater applications.

Designed for durability in demanding environments, AVK UK air valves combine robust construction with proven performance to meet the needs of modern infrastructure.

From clean water transmission to aggressive wastewater conditions, our range supports compliance, resilience, and long-term reliability for utilities and contractors alike.

With a focus on quality, innovation, and ease of maintenance, air valves help safeguard networks and deliver confidence where it matters most.





701/10-001

Automatic Air Release Valve
Reinforced nylon body.
Single orifice
BS EN 1074-4
WRAS approved
Wimes 8.09 compliant
Reg 31 compliant
DN12-25
Options, available upon request:
Isolating ball valve
DN50-80 NP16 Flanges
Brass base



Ref. no.	Connection	PN Class	H3	Theoretical weight/kg	Units/ Parcel	Deliv. code	Gross Price GBP
701-020-10-99003	1/2" BSP	PN16	143	0.3	1	C	232.64
701-025-10-99003	3/4" BSP	PN16	143	0.3	6	A	362.71
701-032-10-99003	1" BSP	PN16	143	0.3	1	C	377.82

701/13-001

Automatic Air Relief Valve
Ductile iron shell. Brass base.
Reinforced nylon body
Blue single orifice
BS EN 1074-4
WRAS approved
Wimes 8.09 compliant
Reg 31 compliant
Cast Iron
DN12-25
Options, available upon request:
Isolating ball valve
DN50-80 NP16 Flanges



Ref. no.	DN mm	PN Class	Theoretical weight/kg	Units/ Parcel	Deliv. code	Gross Price GBP
701-012-13-91003	12	PN16	1.7	1	C	368.40
701-019-13-91003	19	PN16	1.7	1	C	467.48
701-025-13-91003	25	PN16	1.7	4	A	496.20

701/30-001

Large Single Orifice Air Valve
Ductile iron body
PN16
BS EN 1074-4
EPDM rubber
Standard flange drilling to BS EN 1092 (ISO 7005-2)
Blue Epoxy coating
Sizes up to DN300 - available upon request.
Cast Iron



Ref. no.	DN mm	Flange drilling	Theoretical weight/kg	Units/ Parcel	Deliv. code	Gross Price GBP
701-050-30-41003	50	PN16	8.5	80	A	1,114.67
701-080-30-41003	80	PN16	18	48	A	1,683.06
701-100-30-41003	100	PN16	21	1	A	2,301.23
701-150-30-41003	150	PN16	80	1	A	5,930.81

701/40-010

Combination Air Valve
Double Orifice
Reinforced nylon body
BS EN 1074-4
EPDM rubber
WRAS approved
Wimes 8.09 compliant
Reg 31 compliant
DN12-50



Ref. no.	Connection	PN Class	Theoretical weight/kg	Units/ Parcel	Deliv. code	Gross Price GBP
701-012-40-99003	1/2" BSP	PN16	0.5	1	C	550.86
701-020-40-99003	3/4" BSP	PN16	0.3	1	C	700.01
701-025-40-99003	1" BSP	PN16	0.3	6	A	764.96
701-025-41-99003 ⁽¹⁾	1" BSP	PN16	1.0	1	C	682.83
701-050-40-99003	2" BSP	PN16	1.0	6	A	860.54

⁽¹⁾ 2" BSP thread, brass base

Isolating ball valve option



701/46-010

AVK High Flow Combination Full Bore Air Valve
PN16
Ductile Iron
BS EN 1074-4
EPDM rubber
Ductile Iron
DN50-100
Isolating ball valve option



Larger sizes available on request

Ref. no.	DN mm	PN Class PN Class	Theoretical weight/kg	Units/ Parcel	Deliv. code	Gross Price GBP
701-050-46-111534 ⁽¹⁾	50	PN16	7.3	1	A	1,846.61
701-080-46-110034	80	PN16	13	1	A	2,194.95
701-080-46-111534 ⁽¹⁾	80	PN16	13	1	A	2,577.56
701-100-46-110034	100	PN16	18	1	C	3,480.42
701-100-46-111534 ⁽¹⁾	100	PN16	18	1	A	3,686.22

⁽¹⁾ With non-slam element

701/48-011

AVK Reduced Bore Combination Air Valve
PN16
Ductile Iron
BS EN 1074-4
EPDM rubber
Ductile Iron
DN80-200
Isolating ball valve option



Larger sizes available on request

Ref. no.	DN mm	PN Class PN Class	Theoretical weight/kg	Units/ Parcel	Deliv. code	Gross Price GBP
701-050-48-110034 ⁽¹⁾	50	PN10	3.9	0	C	1,452.00
701-080-48-110034	80	PN16	7.3	1	A	1,499.13
701-080-48-111534 ⁽²⁾	80	PN16	7.3	1	A	1,524.40
701-100-48-110034	100	PN16	13	1	C	2,345.31
701-100-48-111534 ⁽²⁾	100	PN16	13	1	A	2,367.97
701-150-48-110034	150	PN16	18	1	C	4,124.12
701-150-48-111534 ⁽²⁾	150	PN16	18	1	A	4,112.79

⁽¹⁾ PN10

⁽²⁾ With non-slam check valve

701/50-001

Combination Air Valve Double orifice
PN16
Cast Iron / Reinforced Nylon body
BS EN 1074-4
EPDM rubber
WRAS approved
Standard flange drilling to EN 1092 (ISO 7005-2)
Epoxy coated according to DIN 30677-2
Wimes 8.09 compliant
Reg 31 compliant
Ductile Iron
DN50-300
Isolating ball valve option



Larger sizes available on request

Ref. no.	DN mm	PN Class PN Class	Theoretical weight/kg	Units/ Parcel	Deliv. code	Gross Price GBP
701-050-50-41003	50	PN16	9.0	1	C	1,321.98
701-058-50-41003	80	PN16	17	1	C	1,495.62
701-080-50-41003	80	PN16	17	1	C	3,191.71
701-100-50-41003	100	PN16	28	1	C	3,250.78
701-150-50-41003	150	PN16	78	1	C	5,930.81

701/60-010

High Performance Combination Air Relief Valve
Ductile iron body PN16
BS EN 1074-4
WRAS approved
Standard flange drilling to BS EN 1092 (ISO 7005-2)
Epoxy coated according to DIN 30677-2
Wimes 8.09 compliant
Reg 31 compliant
Ductile Iron
DN50-300



Ref. no.	DN mm	PN Class PN Class	Theoretical weight/kg	Units/ Parcel	Deliv. code	Gross Price GBP
701-050-60-11003	50	PN16	7.8	1	C	3,467.09
701-080-60-11003	80	PN16	14	1	C	4,434.80

**701/70-010**

Combination Waste Water Air Valve
PN16
Double orifice
Epoxy coated mild steel body
16 Bar rated
Standard flange drilling to EN 1092-2 (ISO 7005-2)
Wimes 8.09 compliant
DN80
Steel



Ref. no.	DN mm	Connection	H3 mm	Theoretical weight/kg	Units/ Parcel	Deliv. code	Gross Price GBP
701-050-70-11003	50	50mm	605	17	1	C	6,685.63
701-080-70-11003	80	80mm	605	18	1	A	5,548.39
701-100-70-11003	100	100mm	605	19	1	C	6,657.75

701/75-010

Squat Combination Waste Water Air Valve
PN16
Double orifice
Reinforced nylon body
10 Bar rated
Standard flange drilling to EN 1092-2 (ISO 7005-2)
Wimes 8.09 compliant



Ref. no.	DN mm	Connection	H3 mm	Theoretical weight/kg	Units/ Parcel	Deliv. code	Gross Price GBP
701-050-75-09001	50	50mm	460	4.2	1	C	2,027.26
701-051-75-09001	50	2" BSP	455	3.7	1	C	2,027.26
701-080-75-09001	80	80mm	460	4.3	1	C	4,391.92
701-081-75-09001	80	3" BSP	455	3.8	1	C	4,391.92
701-100-75-09001	100	100mm	460	6.0	1	C	4,831.11

701/95-010

Combination Waste Water Air Valve
PN16
Large Orifice
Reinforced Polyamide Body
16 Bar rated
Connection External BSP Thread
Wimes 8.09 compliant
DN50-80



Ref. no.	DN mm	Connection	H3 mm	Theoretical weight/kg	Units/ Parcel	Deliv. code	Gross Price GBP
701-050-95-190033	50	50mm	571	7.5	1	C	5,674.55
701-051-95-99003	50	2" BSP	566	6.8	1	C	5,674.55
701-080-95-190033	80	80mm	571	7.8	1	A	5,820.56
701-100-95-190033	100	100 MM	571	8.0	1	C	5,964.44

701/78-010

Combination Waste Water Air Valve
PN16
Double orifice high performance
Epoxy coated steel body
16 Bar rated
Standard flange drilling to EN 1092-2 (ISO 7005-2)
Wimes 8.09 compliant
DN80
Steel



Ref. no.	DN mm	Flange drilling	H3 mm	Theoretical weight/kg	Units/ Parcel	Deliv. code	Gross Price GBP
701-080-78-11003	80	PN10/16	580	25	1	C	8,385.01
701-100-78-11003	100	PN10/16	580	27	1	C	10,226.20

701/79-011

Underground Air Valve System
PN10
975mm* deep chamber
Inclusive of reinforced nylon double orifice air valve including isolating slide valve
10 Bar rated
Wimes 8.09 compliant
Clockwise to Close
Options:
Variable depths upto 1170mm
16 Bar
High Flow



Ref. no.	DN mm	H3 mm	Theoretical weight/kg	Units/ Parcel	Deliv. code	Gross Price GBP
701-080-79-190010 ⁽¹⁾	80	970	38	1	C	18,942.00
701-081-79-190010 ⁽²⁾	80	970	38	1	C	24,948.00
701-082-79-190013 ⁽³⁾	80	970	38	1	A	21,799.64
701-101-79-190013 ⁽⁴⁾	100	970	38	1	C	25,344.00

- (1) 3" thread, nylon
(2) 3" thread, stainless steel
(3) 3" flanged, nylon
(4) 4" flanged, stainless steel



CHECK VALVES

Engineered for Total Flow Control

At AVK UK, our check valves are designed to deliver reliability where flow direction matters most.

Engineered to prevent backflow, they protect pumps, pipelines, and critical assets from pressure surges and contamination.

Manufactured to the highest international standards and trusted across water, wastewater, industrial, and infrastructure applications, AVK UK check valves combine robust construction with long-term performance, ensuring smooth, efficient operation even in the most demanding environments.

Built with durability, efficiency, and ease of maintenance in mind, AVK UK check valves are available in a wide range of designs, materials, and pressure ratings to suit every system requirement.

From resilience-seated flap valves to precision swing and tilting disc designs, each valve is rigorously tested to guarantee dependable sealing and minimal head loss. Backed by AVK UK's engineering

expertise and commitment to quality, our check valves provide complete confidence, protecting your network today and safeguarding performance for decades to come.

41/20-001

Free Shaft End Check Valve to BS EN 1074-3 / EN 558-1 series 48
Blue FBE coating
Resilient seated disc: EPDM rubber with a steel insert
BS EN 1092-2 (ISO 7005-2)
WIMES 8.09 compliant
Reg 31 compliant
Ductile Iron
DN50-300



Ref. no.	DN mm	Flange drilling	Theoretical weight/kg	Units/ Parcel	Deliv. code	Gross Price GBP
41-050-20-018	50	PN10/16	14	20	A	684.95
41-080-20-018	80	PN10/16	17	16	A	684.95
41-100-20-018	100	PN10/16	22	12	A	753.46
41-150-20-018	150	PN10/16	42	8	A	1,356.20
41-200-20-018	200	PN16	67	4	A	2,183.28
41-250-20-018	250	PN16	161	2	A	5,146.82
41-300-20-018	300	PN16	238	2	A	6,111.35

41/36-001

Free Shaft End Check Valve to BS EN 1074-3/ EN 588 series 48
Metal seated disc, lever & weight right hand side
Electrostatically applied epoxy resin to DIN 30677-2 internally and externally
WIMES 8.09 compliant
Reg 31 compliant
Ductile Iron
DN350-600
Available upto DN1000 upon request



Ref. no.	DN mm	Flange drilling	Theoretical weight/kg	Units/ Parcel	Deliv. code	Gross Price GBP
41-350-36-01800	350	PN16	257	1	A	12,329.12
41-400-36-01800	400	PN16	345	1	A	14,726.46
41-450-36-01800	450	PN16	477	1	A	17,466.26
41-500-36-01800	500	PN16	637	1	A	22,603.38
41-600-36-01800	600	PN16	851	1	A	30,137.84

41/36-007

Free Shaft End Check Valve to BS EN 1074-3/ EN 588 series 48
Metal seated disc, R/H lever, weight and guard
Electrostatically applied epoxy resin to DIN 30677-2 internally and externally
WIMES 8.09 compliant
Reg 31 compliant
Ductile Iron
DN350-600



Ref. no.	DN mm	Flange drilling	Theoretical weight/kg	Units/ Parcel	Deliv. code	Gross Price GBP
41-350-36-0180060	350	PN16	269	1	A	13,699.02
41-400-36-0180060	400	PN16	358	1	A	16,096.36
41-450-36-0180060	450	PN16	497	1	A	19,178.63
41-500-36-0180060	500	PN16	660	1	C	24,658.24
41-600-36-0180060	600	PN16	869	1	C	31,507.75



41/39-001

Free Shaft End Check Valve to BS EN 1074-3 / EN 558 series 48 Metal Seated Disc Electrostatically applied epoxy resin to DIN 30677-2 internally and externally BS EN 1092-2 (ISO 7005-2) WIMES 8.09 compliant Reg 31 compliant Ductile Iron DN50-300



Ref. no.	DN mm	Product PN Class	Flange drilling	Theoretical weight/kg	Units/ Parcel	Deliv. code	Gross Price GBP
41-050-39-01800	50	PN16	PN10/16	15	20	A	890.44
41-080-39-01800	80	PN16	PN10/16	16	16	A	890.44
41-100-39-01800	100	PN16	PN10/16	21	12	A	1,027.44
41-150-39-01800	150	PN16	PN10/16	37	8	A	1,917.86
41-200-39-01800	200	PN16	PN16	60	4	A	3,166.92
41-250-39-01800	250	PN16	PN16	132	2	A	7,234.31
41-300-39-01800	300	PN16	PN16	210	2	A	9,076.31

41/39-004

Free Shaft End Check Valve to BS EN 1074-3 / EN 558 series 48 Metal seated disc Electrostatically applied epoxy resin to DIN 30677-2 internally and externally WIMES 8.09 compliant Reg 31 compliant Ductile Iron DN350-600



Ref. no.	DN mm	Flange drilling	Theoretical weight/kg	Units/ Parcel	Deliv. code	Gross Price GBP
41-350-39-01800	350	PN16	233	1	C	13,664.77
41-400-39-01800	400	PN16	305	1	A	13,664.77
41-450-39-01800	450	PN16	436	1	C	16,438.83
41-500-39-01800	500	PN16	577	1	C	20,335.38
41-600-39-01800	600	PN16	791	1	A	28,082.99

641/11-003

Single Door Recoil Non Slam Metal Seated Check Valve Flange drilling to BS EN 1092-2 (ISO 7005-2) Epoxy coated according to DIN 30677-2 & GSK WIMES 8.09 compliant Reg 31 compliant Ductile Iron DN100-500 PN25 Available



Ref. no.	DN mm	Flange drilling	Theoretical weight/kg	Units/ Parcel	Deliv. code	Gross Price GBP
641-0100-11-100050	100	PN16	79	1	C	5,741.94
641-0150-11-100050	150	PN16	143	1	A	8,219.41
641-0200-11-100050	200	PN16	270	1	C	13,699.02
641-0250-11-100050	250	PN16	417	1	C	17,798.25
641-0300-11-100050	300	PN16	591	1	C	23,197.08
641-0350-11-100050	350	PN16	917	1	C	30,822.79
641-0400-11-100050	400	PN16	890	1	C	23,753.78
641-0450-11-100050	450	PN16	1295	1	C	44,201.54
641-0500-11-100050	500	PN16	1986	1	C	51,371.32

641/21-002

Multi Door Recoil Non Slam Metal Seated Check Valve Flange Drilling to BS EN 1092-2 (ISO 7005-2) Coating: Internal and external blue fusion bonded epoxy 250 micron WIMES 8.09 compliant Reg 31 compliant Ductile Iron DN600-1200 PN25 Available



Ref. no.	DN mm	Flange drilling	Theoretical weight/kg	Units/ Parcel	Deliv. code	Gross Price GBP
641-0600-21-100000	600	PN16	1500	1	C	61,645.59
641-0700-21-100000	700	PN16	1967	1	C	82,194.14
641-0800-21-100000	800	PN16	1836	1	C	92,468.43
641-0900-21-100000	900	PN16	3773	1	C	136,990.24
641-1000-21-100000	1000	PN16	4190	1	C	157,538.77
641-1200-21-100000	1200	PN16	6089	1	C	260,281.44

642/60-001

Flangeless wafer type to EN 558 series 16 Coating: Polyurethane or Epoxy coated Ductile iron PN16 WIMES 8.09 compliant Reg 31 compliant Cast Iron DN50-500 DN600 available upon request



Ref. no.	DN mm	Theoretical weight/kg	Units/ Parcel	Deliv. code	Gross Price GBP
642-0050-60-2065026000	50	1.3	1	C	684.95
642-0065-60-2065026000	65	1.8	1	C	890.44
642-0150-60-2065026000	150	8.5	1	C	1,369.90
642-0200-60-2065026000	200	13	1	C	1,917.86
642-0300-60-2065026000	300	36	1	C	3,767.24
642-0450-60-2065026000	450	85	1	C	21,382.80
642-0500-60-2165026000	500	105	1	C	22,603.38



53/30-005

Ball Check Valve
Self Cleaning Construction
Full Bore for low pressure
loss and minimum back
pressure
Designed to EN 12050-4
Face to Face according to
DIN 3202-F6
Aluminium Ball with NBR
Liner
WIMES 8.09 compliant
Reg 31 compliant
Ductile Iron
DN50



Ref. no.	DN mm	BSP thread Inch	Product PN Class	Theoretical weight/kg	Units/ Parcel	Deliv. code	Gross Price GBP
53-050-30-9007	50	2"	PN10	3.0	1	C	328.78



53/35-003

Flanged Ball Check Valve
Self Cleaning Construction
Full Bore for low pressure
loss and minimum back
pressure
Designed to EN 12050-4
Face to Face according to
DIN 3202-F6
Flange Drilling to EN 1092-2
(ISO 7005-2)
Aluminium Ball (DN50-100 &
500) or Cast Iron (DN125-
400) with NBR Liner
WIMES 8.09 compliant
Reg 31 compliant
Ductile Iron
DN80-500



Ref. no.	DN mm	Flange drilling	Product PN Class	Theoretical weight/kg	Units/ Parcel	Deliv. code	Gross Price GBP
53-050-35-1007	50	PN10/16	PN10	7.5	1	C	328.78
53-065-35-1007	65	PN10/16	PN10	10	1	C	582.38
53-080-35-1007	80	PN10/16	PN10	12	1	C	684.95
53-100-35-1007	100	PN10/16	PN10	16	1	C	890.44
53-150-35-1007	150	PN10/16	PN10	32	1	C	1,506.89
53-200-35-0007	200	PN10	PN10	68	1	C	2,123.36
53-200-35-1007	200	PN16	PN10	68	1	C	2,123.36
53-250-35-0007	250	PN10	PN10	93	1	C	3,767.24
53-300-35-0007	300	PN10	PN10	124	1	C	4,726.17
53-300-35-1007	300	PN16	PN10	124	1	C	4,726.17
53-400-35-1007	400	PN16	PN10	416	1	C	25,935.84
53-500-35-0007 ⁽¹⁾	500	PN10	PN10	712	1	C	30,598.48

⁽¹⁾ Approximate TÜV test



876/00-001

Nozzle Check Valve, Single
Stem,
To BS EN1074-3 and
EN12266 / EN 558 Series
14.
WRAS approved materials.
WIMES 8.09 compliant
Reg 31 compliant.
Coating 150µm fusion
bonded epoxy.
Ductile Iron
Ductile Iron
DN50-350



Ref. no.	DN mm	Flange drilling	Theoretical weight/kg	Units/ Parcel	Deliv. code	Gross Price GBP
876-0080-00-11102012	80	PN16	11	1	C	1,920.24
876-0100-00-11102012	100	PN16	15	1	C	2,496.24
876-0200-00-01102012	200	PN10	39	1	C	6,336.48
876-0200-00-11102012	200	PN16	39	1	C	6,336.48
876-0250-00-01102012	250	PN10	57	1	C	11,520.96
876-0250-00-11102012	250	PN16	57	1	C	11,520.96
876-0300-00-01102012	300	PN10	73	1	C	14,401.08
876-0300-00-11102012	300	PN16	73	1	C	14,401.08



41/I-002

Transparent Guard Kit for Swing Check Valves
 100% recycled virgin ABS plastic
 Fully compliant with health and safety legislation
 RAL5017 Blue casing with transparent cover
 All fasteners and fixings A4 Stainless steel
 DN50-300



Ref. no.	DN/DN	Theoretical weight/kg	Units/ Parcel	Deliv. code	Gross Price GBP
41-080-50-009	50 - 80	2.0	1	A	357.91
41-100-50-009	100 - 100	2.2	1	A	424.67
41-150-50-009	125 - 150	5.0	1	A	547.96
41-200-50-009	200 - 200	7.0	1	A	657.55
41-300-50-009	250 - 300	10	1	A	753.46

41/D-001

Swing Check Valve Lever and Weight Kit
 RAL 5017
 Ductile Iron
 DN50-300
 DN400-600 available upon request



Ref. no.	DN/DN	Theoretical weight/kg	Units/ Parcel	Deliv. code	Gross Price GBP
41-080-23-000	50 - 80	2.8	100	A	95.90
41-100-23-000	100 - 100	2.9	100	A	126.72
41-150-23-000	125 - 150	5.6	50	A	157.54
41-200-23-000	200 - 200	5.7	40	A	191.79
41-300-23-000	250 - 300	13	24	A	335.63



CASE STUDY

USING PRESSURE MANAGEMENT TO REDUCE LEAKAGE AND IMPROVE NETWORK RESILIENCE

THE AVK UK TEAM WORKS TO SPECIFY, INSTALL AND COMMISSION PRVS

Ireland's abundant rainfall and temperate extremes have created a green and lush countryside. The high rainfall has meant Ireland rarely had water supply issues despite high leakage rates on supply pipelines, however, water shortages in Dublin and other areas have moved leakage reduction higher up the political agenda.

Drawing on long established experience in pressure management, AVK UK has been working closely with Irish Water and its approved contractors to develop effective solutions. Best practice identifies pressure management as one of the most effective ways to reduce leakage within a water distribution system.

AVK UK's network specialist, working in conjunction with key distributor Proflo, collaborated with Irish Water to specify, supply and commission Pressure Reducing Valves (PRVs) in Waterford. The scheme focused on the areas of Rathgormack and Clonanav in the north of the county.

Updated specifications required PRV controls to be housed within roadside kiosks, with hydraulic control pipework routed through pre-installed ducting to



the valve. AVK UK adapted the design of its PRV to meet this requirement. Housing the controls above ground allows valve settings to be adjusted without entering the chamber, improving safety for operatives and minimising disruption to traffic flows.

The PRVs can be controlled mechanically, as at Rathgormack, or remotely using electronic control systems such as SCADA.

AVK UK's acquisition of Italian valve specialist ACOMO has further strengthened the Group's ability to develop advanced automatic valve control solutions as part of its wider

smart network offering.

Training formed a key part of the project's success. AVK UK delivered training to engineers and fitters from Irish Water, its approved contractors and Waterford City and County Council, who are responsible for maintenance of the assets. AVK UK also played a significant role in the PRV specification process and final commissioning.

Despite challenging weather conditions, including heavy rainfall and gale-force winds, the project was completed successfully. This first PRV scheme for Irish Water demonstrated the value of effective pressure management and strengthened the foundation for future collaboration.

PRVs automatically reduce higher upstream pressure to a controlled downstream level, regardless of fluctuations in flow or inlet pressure. In addition to reducing leakage, PRVs help minimise pipe bursts, contamination risk, traffic disruption and inconvenience to customers, while delivering long-term cost savings for water companies.

Scan to read the full case study on our website.

VISIT [AVKUK.CO.UK](https://www.avkuk.co.uk)





CONTROL VALVES

Engineered for Precision and Total System Confidence

Control valves are the heart of any efficient flow control system, regulating pressure, flow rate, and temperature with absolute precision.

At AVK UK, our control valve solutions are designed to deliver dependable performance in the most demanding water, wastewater, industrial, and infrastructure applications.

By combining robust engineering with intelligent design, our valves provide smooth, accurate control that protects assets, optimises energy use, and ensures long-term operational stability.

Built to withstand harsh environments and continuous operation, AVK UK control valves are manufactured to the highest quality standards and tailored to meet specific system requirements.

From pressure reducing and sustaining valves to flow and level control solutions, every valve is engineered for reliability, ease of maintenance, and extended service life. The result is greater control, reduced

downtime, and complete confidence that your network will perform exactly as intended - today and well into the future.



**879/001X-001**

Pressure Sustaining Control Valve,
Reduced Bore
Stainless steel AISI 304 pilot system
EPDM rubber diaphragm
BS EN 1074 - 5
EN1092 (ISO 7005-2)
WRAS coated according to WIS
4-52-01 Class B, 300 m
Flanges drilled to BS EN1092
WRAS approved
WIMES 8.09 compliant
Reg 31 compliant
Ductile Iron
DN80-300



AVK ref. no.	DN mm	Flange drilling	Pilot range bar	Theoretical weight/kg	Units/ Parcel	Deliv. code	Gross Price GBP
879-0080-00-1340011	80	PN10/16	2-15	21	1	C	5696.31
879-0100-00-1340011	100	PN10/16	2-15	26	1	C	6211.19
879-0150-00-1340011	150	PN10/16	2-15	73	1	C	9581.47
879-0200-00-1340011	200	PN16	2-15	87	1	C	13766.04
879-0250-00-1340011	250	PN16	2-15	144	1	C	20492.14
879-0300-00-1340011	300	PN16	2-15	203	1	C	27700.09

879/101X-001

Pressure Sustaining Control Valve,
Full Bore
Stainless steel AISI 304 pilot system
EPDM rubber diaphragm
BS EN 1074 - 5
EN1092 (ISO 7005-2)
WRAS coated according to WIS 4-52-01 Class B,
300 m
Flanges drilled to BS EN1092
WRAS approved
WIMES 8.09 compliant
Reg 31 compliant
Ductile Iron
DN50-300



AVK ref. no.	DN mm	Flange drilling	Pilot range bar	Theoretical weight/kg	Units/ Parcel	Deliv. code	Gross Price GBP
879-0050-10-1340011	50	PN10/16	2-15	14	1	C	4604.49
879-0080-10-1340011	80	PN10/16	2-15	21	1	C	5974.88
879-0100-10-1340011	100	PN10/16	2-15	26	1	C	6921.19
879-0150-10-1340011	150	PN10/16	2-15	73	1	C	10494.36
879-0200-10-1340011	200	PN16	2-15	87	1	C	15197.49
879-0250-10-1340011	250	PN16	2-15	144	1	C	22646.54
879-0300-10-1340011	300	PN16	2-15	203	1	C	30256.21

879/002X-001

Flow Control Valve,
Reduced Bore
Stainless steel AISI 304 pilot system
EPDM rubber diaphragm
BS EN 1074 - 5
EN1092 (ISO 7005-2)
WRAS coated according to WIS
4-52-01 Class B, 300 m
Flanges drilled to BS EN1092
WRAS approved
WIMES 8.09 compliant
Reg 31 compliant
Ductile Iron
DN80-300



AVK ref. no.	DN mm	Flange drilling	Theoretical weight/kg	Units/ Parcel	Deliv. code	Gross Price GBP
879-0065-00-1340020	65	PN10/16	17	1	C	6371.00
879-0080-00-1340020	80	PN10/16	21	1	C	7423.43
879-0100-00-1340020	100	PN10/16	26	1	C	8062.50
879-0150-00-1340020	150	PN10/16	73	1	C	11706.60
879-0200-00-1340020	200	PN16	87	1	C	16245.39
879-0250-00-1340020	250	PN16	144	1	C	23420.69
879-0300-00-1340020	300	PN16	203	1	C	31165.36

Series 879 control valves are also available for other applications such as;

- Level control
- Surge anticipation
- Pressure relief
- Solenoid control
- Burst control

To discuss your project requirements, please call us on +44 (0) 1246 479100

**879/001X99-001** **NEW**

Control valve, pressure sustaining/relief.
Reduced bore, AISI304/DI trim, AISI304 pilot, stainless steel fittings/accs., EPDM/WRAS rubber.
EN1074-5, Flanges drilled to EN1092 (ISO 7005-2).
EN12266-1
WRAS Approved Product
WIMES 8.09 Compliant
Reg 31 Compliant
DN65-600
Ductile Iron



Ref. no.	DN mm	Flange drilling	Pilot range bar	Theoretical weight/kg	Units/ Parcel	Deliv. code	Gross Price GBP
879-0080-00-14400119999	80	PN16	2-15	24	1	C	5,374.82
879-0100-00-14400119999	100	PN16	2-15	29	1	C	5,740.44
879-0125-00-14400119999	125	PN16	2-15	33	1	C	5,819.69
879-0150-00-14400119999	150	PN16	2-15	46	1	C	6,624.02
879-0200-00-14400119999	200	PN16	2-15	96	1	C	10,524.12
879-0250-00-14400119999	250	PN16	2-15	157	1	C	13,510.14
879-0300-00-14400119999	300	PN16	2-15	221	1	C	17,184.73
879-0350-00-14400119999	350	PN16	2-15	324	1	C	24,473.05
879-0400-00-14400119999	400	PN16	2-15	495	1	C	40,347.65
879-0450-00-14400119999	450	PN16	2-15	642	1	C	43,120.33
879-0500-00-14400119999	500	PN16	2-15	932	1	C	63,089.98
879-0600-00-14400119999	600	PN16	2-15	1269	1	C	99,522.17

879/040X99-002

Control valve, pressure reducing,
Reduced bore, V-port inlet, Stainless steel AISI304 pilot, AISI316 fittings, EPDM rubber diaphragm
EN1074-5, Flanges drilled to EN1092 (ISO 7005-2)
WRAS approved materials
WIMES 8.09 Compliant
Reg 31 Compliant
DN80-600
Ductile Iron



Ref. no.	DN mm	Flange drilling	Pilot range bar	Theoretical weight/kg	Units/ Parcel	Deliv. code	Gross Price GBP
879-0080-04-174000299HA	80	PN16	1-5	23	1	C	5,155.46
879-0100-04-174000299HA	100	PN16	1-5	28	1	C	5,502.75
879-0150-04-174000299HA	150	PN16	1-5	45	1	C	6,654.52
879-0200-04-174000299HA	200	PN16	1-5	95	1	C	10,780.06
879-0250-04-174000299HA	250	PN16	1-5	156	1	C	14,308.46
879-0300-04-174000299HA	300	PN16	1-5	220	1	C	18,635.11
879-0350-04-174000299HA	350	PN16	1-5	323	1	C	26,971.53
879-0400-04-174000299HA	400	PN16	1-5	494	1	C	43,553.03
879-0450-04-174000299HA	450	PN16	1-5	641	1	C	47,916.26
879-0500-04-174000299HA	500	PN16	1-5	931	1	C	68,708.56
879-0600-04-174000299HA	600	PN16	1-5	1268	1	C	88,720.88

879/140X99-003 **NEW**

Control valve, pressure reducing,
Full bore, V-port inlet, Stainless steel AISI304 pilot, AISI316 fittings, EPDM rubber diaphragm
EN1074-5, Flanges drilled to EN1092 (ISO 7005-2)
WRAS approved materials
WIMES 8.09 Compliant
Reg 31 Compliant
DN80-600
Ductile Iron



Ref. no.	DN mm	Pilot range bar	Flange drilling	Theoretical weight/kg	Units/ Parcel	Deliv. code	Gross Price GBP
879-0050-14-174000299HA	50	1-5	PN16	17	1	A	6,752.59
879-0080-14-174000299HA	80	1-5	PN16	26	1	A	7,594.47
879-0100-14-174000299HA	100	1-5	PN16	35	1	A	8,480.16
879-0150-14-174000299HA	150	1-5	PN16	81	1	A	14,145.30
879-0200-14-174000299HA	200	1-5	PN16	137	1	C	17,744.94
879-0250-14-174000299HA	250	1-5	PN16	198	1	C	23,068.35
879-0300-14-174000299HA	300	1-5	PN16	255	1	C	29,266.38
879-0350-14-174000299HA	350	1-5	PN16	456	1	C	53,377.77
879-0400-14-174000299HA	400	1-5	PN16	542	1	C	58,858.08
879-0450-14-174000299HA	450	1-5	PN16	868	1	C	86,292.42
879-0500-14-174000299HA	500	1-5	PN16	1113	1	C	103,749.15
879-0600-14-174000299HA	600	1-5	PN16	1672	1	C	147,886.57

**872/00-001**

Needle flow control valves
Hydraulic tests according to
EN12266-1 (Rate A)
Designed according to
EN1074 - 1 & 5
Standard flange drilling to
EN1092-2 (ISO 7005-2)
PN10/16
Face to Face to EN558 Serie:
15 (ISO 5752)
Body (DN80 – 150 Stainless
Steel) (DN200 and above –
Ductile Iron)
Sleeve, shaft, seat ring &
fasteners – Stainless Steel
Main seal – Polyurethane
Ductile Iron
Options: Electrical actuation,
anti-cavitation device, higher
pressure ratings available




Ref. no.	DN mm	Flange drilling	L mm	Theoretical weight/kg	Units/ Parcel	Deliv. code	Gross Price GBP
872-0080-00-10900100100 ⁽¹⁾	80	PN10/16	260	31	1	C	14,062.47
872-0100-00-10900100100	100	PN10/16	300	39	1	C	25,393.60
872-0150-00-10900100100	150	PN10/16	350	69	1	C	42,238.29
872-0200-00-00100100000	200	PN10	400	102	1	C	65,982.73
872-0200-00-10100100000	200	PN16	400	102	1	C	65,982.73
872-0250-00-00100100000	250	PN10	450	152	1	C	121,561.89
872-0250-00-10100100000	250	PN16	450	153	1	C	121,561.89
872-0300-00-00100100000	300	PN10	500	219	1	C	153,961.04
872-0300-00-10100100000	300	PN16	500	222	1	C	183,845.25

⁽¹⁾ Face to face according to EN 558, ser. 48

Sizes up to DN1600 available upon request

854/00-001

Equilibrium Right Angled
Ductile Iron Ball Float Valve
Lever: Hot dipped galvanised
Coating: Internal and external
blue fusion bonded
epoxy 250 microns
WIMES 8.09 compliant
Reg 31 compliant
DN50-300



Ref. no.	DN mm	Flange drilling	Theoretical weight/kg	Units/ Parcel	Deliv. code	Gross Price GBP
854-050-00-1001	50	PN16	16	1	C	3,230.88
854-080-00-1001	80	PN16	22	10	A	3,648.71
854-100-00-1001	100	PN16	33	10	A	3,929.74
854-150-00-1001	150	PN16	66	6	A	5,539.22
854-200-00-1001	200	PN16	118	4	A	9,474.34
854-250-00-1001	250	PN16	184	1	C	13,695.30
854-300-00-1001	300	PN16	260	2	A	16,736.72



AVK UK BUTTERFLY VALVES

Broad Range, Proven Performance

Butterfly valves from AVK UK deliver reliable isolation and efficient flow control (the centric type) for demanding water, treated wastewater, and industrial applications.

Designed for durability and ease of operation, our butterfly valves provide tight shut-off, low torque performance, and long service life, even in challenging environments.

With a compact design that reduces space requirements and installation time, butterfly valves are engineered to perform consistently while minimising maintenance and lifecycle costs.

Manufactured to exacting quality standards, AVK UK butterfly valves are available in a wide range of sizes, materials, and configurations to suit diverse system requirements.

Centric and double eccentric types, with multiple options of face-to-face dimensions, whether used for isolation, regulation, or control, each valve is built with corrosion-resistant coatings and precision

components to ensure dependable operation and compliance with UK and international standards.

When performance, safety, and longevity matter, AVK UK butterfly valves offer a trusted solution backed by engineering expertise and proven reliability.

Series 75/10

Wafer Butterfly Valve Concentric vulcanised liner design to BS EN 593, Drilling to BS EN 1092 PN 16
Body: Ductile iron BS EN 1563
Disc and stem: Duplex up to and including DN200. Ductile Iron disc (resan coated) and SS stem for sizes DN250 and above.
Lining (rubber): EPDM
WRAS approved
Wimes 8.09 compliant
Reg 31 compliant
Coating: 200 µ epoxy coating blue RAL 5017
DN40-1000



AVK ref. nos.	DN mm	PN bar	Weight kg	Delivery Code	Gross price GBP
75-0040-10-131002600000	40	16	2.6	C	1066.65
75-0050-10-131002600000	50	16	2.6	C	500.12
75-0065-10-131002600000	65	16	3.2	C	546.81
75-0080-10-131002600000	80	16	3.5	C	573.47
75-0100-10-131002600000	100	16	4.5	C	726.69
75-0125-10-131002600000	125	16	10	C	873.37
75-0150-10-131002600000	150	16	13.2	C	1320.01
75-0200-10-131002600000	200	16	22	C	1659.86
75-0250-10-131002600000	250	16	32	C	2779.68
75-0300-10-131002600000	300	16	40	C	3372.85
75-0350-10-131002600000	350	16	75	C	5065.98
75-0400-10-131002600000	400	16	90	C	7765.49
75-0450-10-131002600000	450	16	120	C	13151.25
75-0500-10-131002600000	500	16	180	C	16383.89
75-0600-10-131002600000	600	16	295	C	29001.72
75-0700-10-131002600000	700	16	325	C	50424.58
75-0800-10-131002600000	800	16	345	C	58549.76
75-0900-10-131002600000	900	16	475	C	83925.30
75-1000-10-131002600000	1000	16	635	C	97902.91

Series 75/20

Double Flanged Short Butterfly Valve
Double flange short Concentric vulcanised liner design to BS EN 593, Drilling to BS EN 1092 PN16
Body: Ductile iron BS EN 1563
Disc and stem: Duplex up to and including DN200. Ductile Iron disc (resan coated) and SS stem for sizes DN250 and above.
Lining (rubber): EPDM/WRAS approved
Wimes 8.09 compliant
Reg 31 compliant
Coating: 200 µ epoxy coating blue RAL 5017
DN40-1600



AVK ref. nos.	DN mm	PN bar	Weight kg	Delivery Code	Gross price GBP
75-0050-20-131002600000	50	16	8.5	C	1053.40
75-0065-20-131002600000	65	16	9	C	1180.08
75-0080-20-131002600000	80	16	11	C	1260.04
75-0100-20-131002600000	100	16	13	C	1493.24
75-0125-20-131002600000	125	16	17	C	1739.98
75-0150-20-131002600000	150	16	23	C	2219.74
75-0200-20-131002600000	200	16	32	C	2866.43
75-0250-20-131002600000	250	16	50	C	4779.33
75-0300-20-131002600000	300	16	65	C	5912.52
75-0350-20-131002600000	350	16	95	C	8385.36
75-0400-20-131002600000	400	16	130	C	12058.10
75-0450-20-131002600000	450	16	150	C	17903.75
75-0500-20-131002600000	500	16	200	C	21356.43
75-0600-20-131002600000	600	16	300	C	36900.36
75-0700-20-131002600000	700	16	380	C	49451.50
75-0800-20-131002600000	800	16	500	C	60416.27
75-0900-20-131002600000	900	16	660	C	93176.92
75-1000-20-131002600000	1000	16	900	C	120218.86



Series 75/21

Double flanged Butterfly Valve,
Double Flange Long Concentric
design to BS EN 593, Drilling to
BS EN 1092 PN16
Body: Ductile iron BS EN 1563
Disc and stem: Duplex up to and
including DN200. Ductile Iron disc
(resan coated) and SS stem for
sizes DN250 and above. EPDM/
WRAS approved Wimes 8.09
compliant
Reg 31 compliant
Coating: 200 µ epoxy coating blue
RAL 5017
DN50-2000



AVK ref. nos.	DN mm	PN bar	Weight kg	Delivery Code	Gross price GBP
75-0065-21-213005600000	65	16	13	C	1976.88
75-0080-21-213005600000	80	16	17	C	2274.12
75-0100-21-213005600000	100	16	20	C	2616.60
75-0125-21-213005600000	125	16	26	C	3243.17
75-0150-21-213005600000	150	16	31	C	3598.53
75-0200-21-213002600000	200	16	45	C	5291.33
75-0250-21-213002600000	250	16	70	C	7571.89
75-0300-21-213002600000	300	16	90	C	9419.62
75-0400-21-213002600000	400	16	165	C	19801.65

Series 75/31

Semi Lugged Butterfly Valve
Concentric vulcanised liner design
to BS EN 593, Drilling to BS EN
1092 PN16
Body: Ductile iron BS EN 1563
Disc and stem: Duplex up to and
including DN200. Ductile Iron disc
(resan coated) and SS stem for
sizes DN250 and above.
Lining (rubber): EPDM
WRAS approved
Coating: 200 µ epoxy coating blue
RAL 5017
DN50-300



AVK ref. nos.	DN mm	PN bar	Weight kg	Delivery Code	Gross price
75-0050-30-131002600000	50	16	2.8	C	666.71
75-0065-30-131002600000	65	16	3.6	C	726.69
75-0080-30-131002600000	80	16	4	C	760.10
75-0100-30-131002600000	100	16	5.1	C	900.05
75-0125-30-131002600000	125	16	7	C	1059.88
75-0150-30-131002600000	150	16	9.5	C	1546.72
75-0200-30-131002600000	200	16	14	C	2073.17
75-0250-30-131002600000	250	16	24	C	3952.80
75-0300-30-131002600000	300	16	36	C	4406.19

Series 75/31

Semi Lugged Butterfly Valve
Concentric vulcanised liner design
to BS EN 593, Drilling to BS EN
1092 PN16
Body: Ductile iron BS EN 1563
Disc and stem: Duplex up to and
including DN200. Ductile Iron disc
(resan coated) and SS stem for
sizes DN250 and above.
Lining (rubber): EPDM
WRAS approved
Coating: 200 µ epoxy coating blue
RAL 5017
DN50-300



AVK ref. nos.	DN mm	PN bar	Weight kg	Delivery Code	Gross price
75-0050-30-131002600000	50	16	2.8	C	666.71
75-0065-30-131002600000	65	16	3.6	C	726.69
75-0080-30-131002600000	80	16	4	C	760.10
75-0100-30-131002600000	100	16	5.1	C	900.05
75-0125-30-131002600000	125	16	7	C	1059.88
75-0150-30-131002600000	150	16	9.5	C	1546.72
75-0200-30-131002600000	200	16	14	C	2073.17
75-0250-30-131002600000	250	16	24	C	3952.80
75-0300-30-131002600000	300	16	36	C	4406.19

756/100-104

Double Flanged Double
Eccentric Butterfly Valve
PN16 flanged and rated
BS EN 593 long pattern,
EN558 Series 14
integral valve seat, SS
retaining ring with EPDM
seal Chlorine/ Ozone resistant
Flange drilling to EN1092-2
Coating: Internal External
Blue epoxy
C/W Gearbox & Handwheel
Wimes 8.09 compliant
Reg 31 compliant
WRAS Approved
Ductile Iron
Clockwise to Close
Larger sizes available upon
request



Ref. no.	DN mm	Flange drilling	Operating Direction	Theoretical weight/kg	Units/ Parcel	Deliv. code	Gross Price GBP
756-0150-1-14	150	PN10/16	CTC	38	1	C	3,679.97
756-0200-1-14	200	PN16	CTC	51	1	C	5,766.64
756-0250-1-14	250	PN16	CTC	71	1	C	6,502.55
756-0300-1-14	300	PN16	CTC	106	1	C	8,442.45
756-0350-1-14	350	PN16	CTC	134	1	C	9,192.41
756-0400-1-14	400	PN16	CTC	166	1	C	10,902.60
756-0450-1-14	450	PN16	CTC	219	1	C	15,653.01
756-0500-1-14	500	PN16	CTC	282	1	C	18,049.60
756-0600-1-14	600	PN16	CTC	426	1	C	20,753.58



756/102-017

Double eccentric butterfly valve to EN 593 PN16 flanged and rated long pattern integral valve seat, steel retaining ring with EPDM seal. Chlorine/ Ozone resistant Flange drilling to BS EN1092-2, Coating: Internal External Blue epoxy C/W Gearbox & ISO top flange Clockwise to Close WRAS Approved Wimes 8.09 compliant Reg 31 compliant Ductile Iron
Clockwise to Close
Smaller sizes and sizes up to DN2800 available upon request



Ref. no.	DN mm	Flange drilling	Operating Direction	Theoretical weight/kg	Units/ Parcel	Deliv. code	Gross Price GBP
756-0700-1-1400201	700	PN16	CTC	538	1	C	37,080.01
756-0800-1-1400201	800	PN16	CTC	697	1	C	43,692.74
756-0900-1-1400201	900	PN16	CTC	885	1	C	50,630.63
756-1000-1-1400201	1000	PN16	CTC	1131	1	C	79,595.06
756-1200-1-1400201	1200	PN16	CTC	1745	1	C	95,551.91

756/106-681

Double Flanged Double Eccentric Butterfly Valve PN16 flanged and rated BS EN 593 long pattern integral valve seat, SS retaining ring with EPDM seal. Chlorine/ Ozone resistant Flange drilling to EN1092-2 Coating: Internal External Blue epoxy C/W IP68 gearbox for buried application WRAS approved Ductile Iron
Clockwise to Close
Smaller sizes and sizes up to DN2800 available upon request



Ref. no.	DN mm	Flange drilling	Operating Direction	Theoretical weight/kg	Units/ Parcel	Deliv. code	Gross Price GBP
756-0700-1-14006	700	PN16	CTC	517	1	C	28,398.89
756-0800-1-14006	800	PN16	CTC	663	1	C	34,366.75
756-0900-1-14006	900	PN16	CTC	874	1	C	48,435.95
756-1000-1-14006	1000	PN16	CTC	1113	1	C	54,781.42
756-1200-1-14006	1200	PN16	CTC	1678	1	C	98,921.38





KNIFE GATE VALVES

Designed for Demanding Applications

Knife gate valves are engineered to deliver reliable shut-off and flow isolation in some of the toughest environments.

Special specs also available for flow control, designed with a sharp-edged gate, they easily cut through media containing solids, slurries, fibres, or viscous fluids, ensuring smooth operation even where conventional valves struggle.

Commonly used across wastewater networks knife gate valves are valued for their compact design, low pressure drop, and dependable performance under challenging conditions.

AVK UK knife gate valves are developed with durability, safety, and lifecycle performance in mind. High-quality materials, robust sealing options, and

precision engineering ensure long-term reliability and minimal maintenance, even in abrasive or corrosive applications.

Whether used for isolation, on/off control, or specialist process requirements, AVK UK knife gate valves provide a trusted solution that supports efficiency, operational confidence, and compliance across critical industrial systems.





702/10-103

Knife Gate Valve c/w Hand Wheel EN 558
 Body: D.I.
 Flange drilling to BS EN 1092-2 (ISO 7005-2)
 PN10/16
 Plate; Stainless steel AISI 316
 Plate seals; NBR (EPDM option WRAS approved materials)
 Stem; Non rising stainless steel AISI 316
 Coating: Internal and external blue fusion bonded epoxy



Ref. no.	DN mm	Flange drilling	Working Pressure bar	Theoretical weight/kg	Units/ Parcel	Deliv. code	Gross Price GBP
702-0050-10-0000141	50	PN10/16	10	6.7	1	C	1,922.40
702-0065-10-0000141	65	PN10/16	10	8.2	1	C	2,122.00
702-0080-10-0000143	80	PN10/16	10	12	1	C	2,243.34
702-0100-10-0000152	100	PN10/16	10	14	1	C	2,310.60
702-0125-10-0000154	125	PN10/16	10	19	1	C	3,249.00
702-0150-10-0000155	150	PN10/16	10	29	1	C	3,686.80
702-0200-10-0000031	200	PN10	10	45	1	C	5,589.30
702-0250-10-0000031	250	PN10	10	62	1	C	7,193.80
702-0300-10-0000028	300	PN10	10	86	1	C	7,913.18
702-0350-10-0000031	350	PN10	6	124	1	C	8,704.50
702-0400-10-0000020	400	PN10	6	160	1	C	14,521.60
702-0450-10-0000025	450	PN10	4	228	1	C	26,138.88
702-0500-10-0000017	500	PN10	4	279	1	C	28,752.77
702-0600-10-0000017	600	PN10	4	374	1	C	31,628.04

Larger sizes available upon request

702/20-103

Knife Gate Valve c/w Hand Wheel EN 558
 Body: D.I.
 Flange drilling to BS EN 1092-2 (ISO 7005-2)
 PN10/16
 Plate; Stainless steel AISI 316
 Plate seals; NBR (EPDM option WRAS approved materials)
 Stem; Rising stainless steel AISI 316
 Coating: Internal and external blue fusion bonded epoxy
 Larger sizes available upon request



Ref. no.	DN mm	Flange drilling	Working Pressure bar	Theoretical weight/kg	Units/ Parcel	Deliv. code	Gross Price GBP
702-0050-10-0000133	50	PN10/16	10	6.5	1	C	1,549.50
702-0065-10-0000133	65	PN10/16	10	8.3	1	C	1,980.10
702-0080-10-0000135	80	PN10/16	10	12	1	C	2,250.80
702-0100-10-0000144	100	PN10/16	10	14	1	C	2,387.50
702-0125-10-0000146	125	PN10/16	10	19	1	C	3,069.20
702-0150-10-0000147	150	PN10/16	10	28	1	C	3,449.70
702-0200-10-0000026	200	PN10	10	44	1	C	3,794.67
702-0250-10-0000026	250	PN10	10	62	1	C	6,940.02
702-0300-10-0000023	300	PN10	10	85	1	C	9,077.11
702-0350-10-0000026	350	PN10	6	124	1	C	13,316.12
702-0400-10-0000016	400	PN10	6	159	1	C	16,284.49
702-0450-10-0000022	450	PN10	4	227	1	C	28,840.76
702-0500-10-0000015	500	PN10	4	278	1	C	30,090.40
702-0600-10-0000015	600	PN10	4	382	1	C	37,831.18

702/30-103

Knife Gate Valve with Quick Operation Lever
 Body: D.I.
 Flange drilling to BS EN 1092-2 (ISO 7005-2)
 PN10/16
 Plate; Stainless steel AISI 316
 Plate seals; NBR (EPDM option WRAS approved materials)
 Stem; Rising stainless steel AISI 316
 Coating: Internal and external blue fusion bonded epoxy



Ref. no.	DN mm	Flange drilling	Working Pressure bar	Theoretical weight/kg	Units/ Parcel	Deliv. code	Gross Price GBP
702-050-30-134	50	PN10/16	3	9.5	1	C	1,748.28
702-065-30-134	65	PN10/16	3	12	1	C	1,851.10
702-080-30-134	80	PN10/16	3	17	1	C	2,128.73
702-100-30-134	100	PN10/16	3	20	1	C	2,334.50
702-125-30-134 (1)	125	PN10/16	3	22	1	C	2,584.91
702-150-30-134 (1)	150	PN10/16	3	29	1	C	3,095.99

(1) Without a replaceable top packing gland

702/50-103

Knife Gate Valve with ISO Mounting Flange.
 Body: D.I.
 Flange drilling to BS EN 1092-2 (ISO 7005-2)
 PN10/16
 Plate; Stainless steel AISI 316
 Plate seals; NBR (EPDM option WRAS approved materials)
 Stem; Rising stainless steel AISI 316
 Coating: Internal and external blue fusion bonded epoxy
 Larger sizes available upon request



Ref. no.	DN mm	Flange drilling	Working Pressure bar	Theoretical weight/kg	Units/ Parcel	Deliv. code	Gross Price GBP
702-0050-10-0000446	50	PN10/16	10	6.6	1	C	2,816.60
702-0065-10-0000446	65	PN10/16	10	8.7	1	C	3,149.90
702-0080-10-0000501	80	PN10/16	10	11	1	C	2,203.40
702-0100-10-0000513	100	PN10/16	10	14	1	C	2,616.70
702-0125-10-0000503	125	PN10/16	10	19	1	C	3,263.00
702-0150-10-0000504	150	PN10/16	10	29	1	C	3,589.30
702-0200-10-0000561	200	PN10	10	43	1	C	4,663.40
702-0250-10-0000563	250	PN10	10	61	1	C	9,166.56
702-0300-10-0000491	300	PN10	10	84	1	C	10,410.48
702-0350-10-0000563	350	PN10	6	122	1	C	18,557.04
702-0400-10-0000472	400	PN10	6	158	1	C	15,731.88
702-0500-10-0000440	500	PN10	5	277	1	C	41,162.04
702-0600-10-0000440	600	PN10	4	397	1	C	52,948.32



CASE STUDY

PRECISION ENGINEERING: UNDERWATER PENSTOCK REPLACEMENT AT A DEPTH OF 24 METRES

Meticulous co-ordination, specialist diving expertise and careful engineering were central to the successful underwater replacement of a failed penstock at the Queen Mother Reservoir, a critical component of London's drinking water infrastructure.

Located four miles west of Heathrow and covering almost 2 km², the reservoir holds around 37 million cubic metres of water. When a 3.6m x 1.8m draw-off penstock failed in the closed position at a depth of 24 metres, emptying the reservoir was not an option. A safe and practical underwater solution was required.

"Emptying the reservoir, which holds around 37 million metres³ of water, simply wasn't an option," explains Glenfield Invicta's Engineering Services Manager for Dams, Reservoirs and Hydropower, Ken Ottley. "It was clear that the work would have to be carried out by divers, and that meant we needed a strategy that engineered out as much risk as possible."

Commissioned to survey and replace the unit, the team conducted a deep-water inspection and created a detailed 3D model to plan every stage. To simplify installation at depth and reduce diver exposure time, a bespoke backplate system was developed. This allowed the new penstock to be secured without complex underwater alignment in low visibility conditions.

A trial installation at 6 metres validated cutting, drilling and lifting procedures before final works began. The reservoir level was temporarily lowered by 10 metres, extending safe dive time from 29 minutes at full depth to 98 minutes at 14 metres. The failed penstock was removed using thermal lances under live surface monitoring, before the replacement unit was installed and commissioned in October 2024.

"Watching on the monitors as the divers worked with thermal lances to remove the penstock was incredible. It was a true demonstration of teamwork, skill, and coordination," says Ken.

The project demonstrates how detailed planning, risk reduction and

"WATCHING ON THE MONITORS AS THE DIVERS WORKED WITH THERMAL LANCES TO REMOVE THE PENSTOCK WAS INCREDIBLE. IT WAS A TRUE DEMONSTRATION OF TEAMWORK, SKILL, AND CO-ORDINATION"

Ken Ottley

ENGINEERING SERVICES MANAGER FOR DAMS, RESERVOIRS AND HYDROPOWER

engineering innovation can deliver critical infrastructure upgrades safely, even in highly challenging underwater environments.

Scan to read the full case study on our website.

[GLENFIELDINVICTA.CO.UK](https://www.glenfieldinvicta.co.uk)



ENGINEERED PENSTOCKS

For Reliable Water Control

AVK UK provides a comprehensive range of high performance penstocks designed for water, wastewater and industrial applications.

Available in wall mounted or channel configurations, these penstocks feature robust stainless steel construction, low leakage rates compliant with DIN 19569 4

standards, and self cleaning HMWPE guides that ensure smooth, durable operation. Their self adjusting EPDM sealing design reduces friction and maintenance demands,

making AVK UK penstocks a dependable solution for efficient flow isolation and control across diverse infrastructure projects.





772/61-002

Stainless Steel Penstock
 Wall mounted design non
 rising stem bare shaft
 DIN 19569-4
 BS 7775
 PN1.0/1.0
 Stem: Stainless steel SS303
 Frames: Closed frame design
 Frame: Stainless steel SS304
 Plate: Stainless steel SS304
 Seal: EPDM
 Up to 1000mm SQ; 10
 metres on / 10 metres off
 seating pressure
 1100mm and above; 6
 metres on / 6 metres off
 seating pressure
 Stainless Steel
 Larger sizes available upon
 request.



Ref. no.	DN mm	Theoretical weight/kg	Units/ Parcel	Deliv. code	Gross Price GBP
772-02000200-61-5210	200	13	1	C	£1,879.71
772-03000300-61-5210	300	20	1	A	£2,306.83
772-04000400-61-5210	400	34	1	A	£3,627.29
772-05000500-61-5210	500	44	1	A	£4,341.90
772-06000600-61-5210	600	58	1	A	£5,235.05
772-07000700-61-5210	700	76	1	C	£6,609.98
772-08000800-61-5210	800	91	1	A	£7,386.63
772-09000900-61-5210	900	131	1	C	£10,485.74
772-10001000-61-5210	1000	154	1	A	£11,534.33

Market Leading Provider

Penstocks are a highly engineered, customised flow control product. We have an established reputation of being the UK's 'go to' penstock solution provider and, in addition to our standardised wall mounting range, we also offer a bespoke service designed to meet your individual requirements.

Please email us about your project or installation: customerservice@avkuk.co.uk



Our penstock design and manufacturing solutions are closely supported by our Site Solutions team, offering installation, service, repair and maintenance of all penstocks and related products throughout the UK.



EXPRESS Fittings

DELIVERED FAST. QUALITY GUARANTEED.

In 24 hours

GET FITTINGS IN JUST 24 HOURS

- ✓ 24 hour turnaround for dedicated and wide tolerance fittings DN50-1000
- ✓ Built on AVK UK's proven manufacturing expertise and quality
- ✓ Designed for critical repair or rapid deployment projects

FROM ORDER TO DELIVERY IN 3 SIMPLE STEPS



PLACE YOUR ORDER

Call or email our dedicated inbox
customerservice@avkuk.co.uk
+44 (0) 1246 479100



EXPRESS SERVICE INITIATED

Fast-track through sales process and
dispatch



24 HOUR TURN AROUND

Delivered to you within 24 hours
of your initial contact*

*UK Mainland only

EXPRESS Fittings

In 24 hours



CASE STUDY

AVK UK EXPRESS SERVICE GETS LINCOLNSHIRE PUMPING STATION BACK ON TRACK WITHIN 24 HOURS

RAPID DIAGNOSIS, RIGHT FIRST TIME SELECTION AND OVERNIGHT DELIVERY RESOLVE EMERGENCY UNDERGROUND PIPE LEAK

AVK UK's Express Service delivered a DN400 Supa Maxi flanged coupling to a Lincolnshire pumping station less than 24 hours after an emergency call, enabling urgent repair of a major underground pipe leak.

The incident began one Thursday morning, when Hayley Group Ltd (internal sales: Shane Clark) contacted AVK UK regarding a critical failure on site.

Recognising the urgency, Ben Roberts, AVK UK Internal Sales Engineer for Mechanical & Fabricated Water Fittings, phoned the on-site contractor directly to verify installation conditions, including pipe ovality, tensile requirements and working pressure.

With the application confirmed, Ben specified AVK UK Supa Maxi, selecting a flanged DN400 for its wide tolerance sealing, while validating suitability for the site's operating pressure. Once Ben had communicated the recommended solution to Hayley Group, they gave the go ahead.

Logistics were co-ordinated through AVK UK Express Service between Ben Roberts and Scott Pyper, Warehouse Controller, arranging same day despatch for overnight delivery from Kilmarnock, Scotland. The coupling arrived on site just after 9:00am on the Friday, beating the before 10:30am delivery window and allowing the contractor to proceed with the repair.

Ben said: "When the enquiry came through, I knew it was important to contact site to tailor a solution as quickly as possible to best suit their needs. That is where the Express Service shines - delivering accurate responses and the fastest service possible to customers when it really matters."

Shane Clark, from Hayley Group Ltd, added: "Brilliant service from Ben at AVK UK. Our customer had a major leak on a large underground pipe. After speaking to Ben, and Ben speaking to our customer directly, he was able to select the correct item for the job. The item was despatched the same day for an overnight delivery to be with me before 10:30am. Fantastic service."

"BRILLIANT SERVICE FROM BEN AT AVK UK.

OUR CUSTOMER HAD A MAJOR LEAK ON A LARGE UNDERGROUND PIPE. AFTER SPEAKING TO BEN, AND BEN SPEAKING TO OUR CUSTOMER DIRECTLY, HE WAS ABLE TO SELECT THE CORRECT ITEM FOR THE JOB.

THE ITEM WAS DESPATCHED THE SAME DAY FOR AN OVERNIGHT DELIVERY TO BE WITH ME BEFORE 10:30AM.

FANTASTIC SERVICE"

Scan to read the full case study on our website.



VISIT AVKUK.CO.UK

AVK UK FITTINGS

PRODUCT SELECTOR

Water and Wastewater

Product	Type	Series	Range	End Restraint	Flange Drilling	Deflection Per Socket	
			DN (mm)				
Straight Couplings	Universal	601/A-006	40-400	No	/	±4°	
	Tensile resistant	621/41-001	40-300	Yes	/	±3.5°	
	Universal tensile	631/00-001	50-700	Yes	/	±4°	
	Fabricated	258/30	350-1600+	No	/	±2° to ±4°	
	Tensile resistant	258/61 & 60	350-1200	Yes	/	/	
Stepped Couplings	Universal	602/2-001	40-400	No	/	±4°	
	Tensile	632/00-001	50-300	Yes	/	±4°	
Flange Adaptors	Universal	603/A-002	40-400	No	PN10/16, BS 10	±4°	
	Universal	603/A-003	80-200	No	PN10/16, BS 10	±4°	
	Tensile resistant	623/10-001	40-315	Yes	PN10/16	±3.5°	
	Tensile resistant	633/00-001	40-700	Yes	PN10/16	±4°	
	Fabricated	260/30	350-1400+	No	PN10/16/25, BS 10	±2° to ±4°	
	Tensile resistant	260/61 & 60	350-1200	Yes	PN10/16	±1.5° to ±3°	
	Flange converter	209/30-001	80-800	Yes	PN10/16	/	
Support Bush	Wedge Type	05/E-008	25-800		N/A		
Dismantling Joints	2 flange	265/30	300-1600	Yes	PN10/16/25	±30 / ±60	
	3 flange	265/50-001	50-250	Yes	PN10/16	±30 / ±40	
	3 flange	265/50-002	300-2200	Yes	PN10/16/25	±40 to ±80	

Note: Product information is correct at the time of printing

EXPRESS Fittings

Critical fittings in 24 hours

	Can be used on - Pipe Material											Support Bush	Working Pressure
	Polyethylene	Pvc	Ductile Iron	Cast Iron Ab	Cast Iron Cd	Gip	Steel	Stainless Steel	Clay	Concrete	Asbestos Cement		Bar
		•	•	•	•	•	•	•	•	•	•	No	PN16
	•	•	•	•	•	•	•	•	•	•	•	Yes	PN16
	•	•	•	•	•	•	•	•	•	•	•	Yes	PN16
		•	•	•	•	•	•	•	•	•	•	No	PN16/25
	•	•	•	•	•	•	•	•	•	•	•	No	PN10/16
		•	•	•	•	•	•	•	•	•	•	No	16
	•	•	•	•	•	•	•	•	•	•	•	Yes	PN16
		•	•	•	•	•	•	•	•	•	•	No	PN16
		•	•	•	•	•	•	•	•	•	•	No	PN16
	•	•	•	•	•	•	•	•	•	•	•	Yes	PN16
	•	•	•	•	•	•	•	•	•	•	•	Yes	PN16
		•	•	•	•	•	•	•	•	•	•	No	PN10/16/25
	•	•	•	•	•	•	•	•	•	•	•	No	PN16
	•	•	•	•	•	•	•	•	•	•	•	No	PN10/16
		•	•	•	•	•	•	•	•	•	•		PN16
	•	•	•	•	•	•	•	•	•	•	•	No	PN10/16/25
	•	•	•	•	•	•	•	•	•	•	•	No	PN16
	•	•	•	•	•	•	•	•	•	•	•	No	PN10/16/25



+44 (0) 1246 479100



customerservice@avkuk.co.uk



WATER & WASTEWATER FITTINGS RANGE

A Product to Suit Every Installation

At AVK UK, our water and wastewater fittings are designed to perform where reliability matters most.

At AVK UK, our water and wastewater fittings are designed to perform where reliability matters most. Flange adaptors, couplings, repair clamps, tees, dismantling joints, encapsulation collars and more.

Every component is built to withstand demanding environments while reducing leakage. Trusted by utilities, contractors,

and engineers across the UK, our fittings support critical infrastructure with strength, safety, and long-term value at their core.

Developed to protect water quality, minimise maintenance, and extend asset life AVK UK fittings help networks operate more efficiently today while preparing for tomorrow's challenges.

Backed by local UK technical expertise and a commitment to innovation, AVK UK water and wastewater fittings keep vital systems flowing, reliably and responsibly.



**601/A-006**

Universal Supa® Straight
Coupling
Geomet fasteners
EPDM seals
WRAS approved materials
Blue FBE coating
Reg 31 compliant
Ductile Iron
DN40-400



Ref. no.	DN mm	CN Range 1 mm	Product PN Class	Theoretical weight/kg	Units/ Parcel	Deliv. code	Gross Price GBP
601-063-000-4200	40	46 - 63	PN16	2.9	50	A	71.39
601-074-000-4200	50	57 - 74	PN16	2.9	100	A	74.65
601-085-000-4200	65	68 - 85	PN16	3.9	45	A	99.09
601-106-000-4200	80	84 - 106	PN16	4.9	112	A	110.03
601-119-000-4200	80	99 - 119	PN16	5.5	100	A	128.00
601-133-000-4200	100	109 - 133	PN16	5.5	96	A	131.66
601-157-000-4200	125	132 - 157	PN16	6.5	60	A	154.54
601-183-000-4200	150	157 - 183	PN16	7.5	39	A	178.72
601-201-000-4200	150	176 - 201	PN16	7.5	15	A	196.53
601-215-000-4200	200	193 - 215	PN16	9.4	20	A	197.27
601-242-000-4200	200	218 - 242	PN16	11	24	A	253.30
601-268-000-4200	225	242 - 268	PN16	13	15	A	490.27
601-292-000-4200	250	266 - 292	PN16	16	18	A	548.60
601-327-000-4200	300	301 - 327	PN16	16	12	A	583.70
601-350-000-4200	300	324 - 350	PN16	17	6	A	602.24
601-378-000-4200	350	352 - 378	PN16	22	6	A	658.94
601-396-000-4200	350	372 - 397	PN16	22	1	A	806.77
601-410-000-4200	350	384 - 410	PN16	22	4	A	978.80
601-436-000-4200	400	410 - 436	PN16	22	6	A	885.29
601-462-000-4200	400	436 - 462	PN16	23	7	A	1,026.88

602/2-001

Universal Supa® Stepped
Coupling
Steel Geomet Fasteners
EPDM seals
WRAS approved materials
Blue FBE coating
Reg 31 compliant
Ductile Iron
DN40-400
PN16
Ductile Iron



Ref. no.	DN mm	CN Range 1 mm	DN Range 2 mm	Theoretical weight/kg	Units/ Parcel	Deliv. code	Gross Price GBP
602-063-074-4200	63	46-63	57-74	3.2	1	C	139.49
602-063-085-4200	63	46-63	68-85	4.2	1	C	173.35
602-074-085-4200	75	57-74	68-85	4.2	50	A	175.83
602-074-106-4200	75	57-74	84-106	4.6	15	A	190.21
602-085-106-4200	85	68-85	84-106	4.9	1	A	194.52
602-106-119-4200	106	84-106	99-119	5.3	1	C	239.64
602-106-133-4200	106	84-106	109-133	5.3	15	A	235.36
602-119-133-4200	119	99-119	109-133	5.6	1	C	234.19
602-119-157-4200	119	99-119	132-157	6.4	1	C	257.40
602-133-157-4200	110	109-133	132-157	7.2	1	C	257.98
602-133-183-4200	110	109-133	157-183	7.4	1	C	302.51
602-157-183-4200	125	132-157	157-183	7.7	20	A	308.07
602-183-201-4200	150	157-183	175-201	10	1	C	344.92
602-201-215-4200	160	176-201	193-215	9.6	1	C	389.09
602-201-242-4200	160	176-201	218-242	14	1	C	423.22
602-215-242-4200	200	193-215	218-242	11	15	A	424.26
602-215-268-4200	200	193-215	242-268	16	1	C	535.16
602-242-268-4200	240	218-242	242-268	14	6	A	548.11
602-268-292-4200	240	242-268	266-292	15	5	A	616.12
602-292-327-4200	300	266-292	301-327	20	1	C	660.65
602-327-350-4200	300	301-327	314-350	17	1	C	685.57
602-327-378-4200	300	301-327	352-378	19	1	A	898.65
602-350-378-4200	300	324-350	352-378	20	1	C	896.79
602-378-396-4200	350	352-378	372-397	26	2	A	955.05
602-396-410-4200	375	372-397	384-410	26	4	A	1,115.86
602-410-436-4200	400	384-410	410-436	22	1	A	1,016.82
602-436-462-4200	400	410-436	436-462	23	4	A	1,031.59



621/48-001

Supa Plus™ Tensile Resistant Coupling for PE pipes
Delta Protect zinc-coated steel bolts, EPDM seals
WRAS approved materials: BS EN 12842
Blue FBE coating
Reg 31 compliant



Ductile Iron
DN40-300
Note: Series 05 insert must be used for PE pipes

Ref. no.	DN mm	Theoretical weight/kg	DD mm	Product PN Class	Units/ Parcel	Deliv. code	Gross Price GBP
621-50-040-48001	40	3.2	40	PN16	50	A	210.98
621-50-050-48001	40	3.4	50	PN16	50	A	218.27
621-50-063-47001	50	4.0	63	PN16	50	A	218.92
621-50-075-48001	65	4.2	75	PN16	50	A	215.92
621-50-090-48001	80	4.5	90	PN16	30	A	244.87
621-50-110-48001	100	6.0	110	PN16	30	A	327.80
621-50-125-48001	125	7.4	125	PN16	30	A	379.85
621-50-140-48001	125	7.6	140	PN16	20	A	410.11
621-50-160-48001	150	8.4	160	PN16	15	A	432.21
621-50-180-48001	150	9.2	180	PN16	15	A	703.78
621-50-200-48001	200	15	200	PN16	15	A	845.53
621-50-225-48001	200	15	225	PN16	10	A	927.61
621-50-250-48001	250	23	250	PN16	10	A	1,200.65
621-50-280-48001 (1)	250	24	280	PN16	6	A	1,254.06
621-50-315-48001 (1)	300	25	315	PN16	6	A	1,468.31

(1) BS 8561 type 2 only

631/00-001

Supa Maxi™ Tensile Straight Coupling
Stainless steel bolts
EPDM rubber
EN 14525
Epoxy coated according to GSK approval
Approved to EN-14515 wide tolerance fittings
WRAS approved
Reg 31 compliant
Ductile Iron
DN50-600
Note: Series 05 insert must be used for PE pipes



Ref. no.	DN mm	Product PN Class	Seal range mm	Theoretical weight/kg	Units/ Parcel	Deliv. code	Gross Price GBP
631-071-00-6	50	PN16	48-71	6.0	18	A	724.71
631-091-00-6	65	PN16	69-91	7.0	16	A	742.81
631-106-00-6	80	PN16	82-106	7.5	14	A	810.38
631-133-00-6	100	PN16	104-133	11	10	A	955.33
631-161-00-6	125	PN16	132-159	13	12	A	1,086.25
631-188-00-6	150	PN16	159-188	16	8	A	1,217.99
631-227-00-6	200	PN16	193-227	25	6	A	2,243.83
631-257-00-6	225	PN16	224-257	37	4	A	2,543.03
631-301-00-6	250	PN16	266-301	35	4	A	2,838.38
631-356-00-6	300	PN16	314-356	45	2	A	3,840.26
631-442-00-6	400	PN16	392-442	107	1	A	10,749.17
631-510-00-6	450	PN16	448-510	177	1	A	14,204.26
631-552-00-6	500	PN16	498-552	201	1	A	16,891.56
631-652-00-6	600	PN16	604-652	241	1	A	23,033.92
631-745-00-6 (1)	700	PN16	700-745	396	1	A	37,145.23
631-842-00-600004 (2)	800	PN16	800-842	454	1	C	43,968.12

(1) PN16 only for non-tensile // Tensile up to 16 bar.

(2) For metal/AC pipes // PN16 only for non-tensile // Tensile up to 10 bar.

632/00-001

Supa Maxi™ Tensile Stepped Coupling
Stainless steel A2
Bolts/A4 Nuts
EPDM rubber
Approved to EN-14515 wide tolerance fittings
Epoxy coating according to GSK approval
WRAS approved
Reg 31 compliant
Ductile Iron
DN50-300
Note: Series 05 insert must be used for PE pipes



Ref. no.	DN mm	Product PN Class	Seal range mm	Seal range 2 mm	Theoretical weight/kg	Units/ Parcel	Deliv. code	Gross Price GBP
632-071-091-006	50	PN16	48-71	69-91	6.5	1	C	728.40
632-071-106-006	50	PN16	48-71	82-106	7.0	1	C	728.40
632-091-106-006	65	PN16	69-91	82-106	7.5	1	C	749.46
632-106-133-006	80	PN16	82-106	104-133	10	1	C	921.96
632-133-161-006	100	PN16	104-133	132-159	13	1	C	978.82
632-133-188-006	100	PN16	104-133	159-188	14	1	C	1,034.75
632-161-188-006	125	PN16	132-159	159-188	15	1	C	1,097.95
632-188-227-006	150	PN16	159-188	193-227	21	1	C	1,596.48
632-188-257-006	150	PN16	159-188	224-257	27	1	C	1,728.18
632-227-257-006	200	PN16	193-227	224-257	32	1	C	2,162.08
632-227-301-006	200	PN16	193-227	266-301	32	1	C	2,392.04
632-257-301-006	225	PN16	224-257	266-301	36	1	C	2,387.46
632-301-356-006	300	PN16	266-301	314-356	42	1	C	2,995.19

**258/30-001**

Dedicated Fabricated Coupling for Ductile Iron pipes
Zinc Plated & Passivated coated fasteners
WRAS approved materials
EPDM seals
Blue FBE coating
Reg 31 compliant
Steel
DN350-1200
Note: Other pipe material and pipe OD sizes can be accommodated. Further information is available on request



Ref. no.	DN mm	Product PN Class	DP Nom. O.D. mm	Theoretical weight/kg	Units/ Parcel	Deliv. code	Gross Price GBP
258-30-0355-10 (1)	350	PN16	355	25	1	C	1,580.34
258-30-0378-10	350	PN16	378	29	1	B	1,580.34
258-30-0406-10	400	PN16	406	31	1	B	1,637.11
258-30-0429-10	400	PN16	429	32	1	B	1,637.11
258-30-0439-10	400	PN16	439	33	1	B	1,637.11
258-30-0450-10	450	PN16	450	34	1	C	1,740.22
258-30-0457-10	450	PN16	457	34	1	B	1,740.22
258-30-0480-10	450	PN16	480	35	1	C	1,740.22
258-30-0492-10	450	PN16	492	37	1	B	1,740.22
258-30-0500-10	500	PN16	500	36	1	C	1,797.96
258-30-0507-10	500	PN16	507	37	1	C	1,797.96
258-30-0508-10	500	PN16	508	37	1	B	1,797.96
258-30-0532-10	500	PN16	532	39	1	C	1,797.96
258-30-0545-10	500	PN16	545	39	1	B	1,797.96
258-30-0609-10 (1)	600	PN16	609	43	1	C	1,857.63
258-30-0630-10	600	PN16	630	45	1	C	1,857.63
258-30-0635-10	600	PN16	635	44	1	C	1,857.63
258-30-0650-10	600	PN16	650	46	1	B	1,857.63
258-30-0667-10	600	PN16	667	47	1	C	1,857.63
258-30-0711-10	700	PN16	711	48	1	B	2,188.65
258-30-0738-10	700	PN16	738	50	1	B	2,188.65
258-30-0812-10 (1)	800	PN16	812	55	1	C	2,436.40
258-30-0826-10	750	PN16	826	57	1	C	2,037.15
258-30-0842-10	800	PN16	842	58	1	C	2,146.48
258-30-0914-10 (1)	900	PN16	914	63	1	B	2,672.77
258-30-0945-10	900	PN16	945	62	1	C	2,672.77
258-30-0964-10	900	PN16	964	70	1	C	2,672.77
258-30-0985-10	900	PN16	985	64	1	C	2,672.77
258-30-1016-10	1000	PN16	1016	68	1	B	2,736.58
258-30-1048-10	1000	PN16	1048	68	1	B	2,736.58
258-30-1152-10	1100	PN16	1152	74	1	C	2,800.12
258-30-1220-10 (1)	1200	PN16	1220	79	1	B	3,003.12
258-30-1255-10	1200	PN16	1255	81	1	C	3,003.12
258-30-1277-10	1200	PN16	1277	91	1	C	3,003.12

(1) For steel and PVC pipes

258/61-001

Tensile Resistant Coupling for Ferrous pipes
Mild steel zinc plated & passivated fasteners
WRAS approved materials
EPDM seals
Blue FBE coating
Reg 31 compliant
Steel



Ref. no.	DN mm	DN/DN	Theoretical weight/kg	Units/ Parcel	Deliv. code	Gross Price GBP
258-61-0351-0	350	351 - 383	133	2	B	9,471.31
258-61-0385-0	400	385 - 417	147	2	B	10,459.62
258-61-0427-0	450	427 - 459	165	2	B	12,616.47
258-61-0478-0	500	478 - 510	182	2	B	13,757.41
258-61-0530-0	500	530 - 562	202	1	C	15,955.64
258-61-0608-0	600	608 - 640	231	2	B	16,711.70
258-61-0708-0	700	708 - 740	264	2	B	17,008.80

258/60-001

Tensile Resistant Coupling for Ferrous pipes
Mild steel zinc plated & passivated fasteners
WRAS approved materials
EPDM seals
Blue FBE coating
Reg 31 compliant
Steel



Ref. no.	DN mm	DN/DN	Theoretical weight/kg	Units/ Parcel	Deliv. code	Gross Price GBP
258-60-0744-0	700	744 - 776	284	1	C	17,323.61
258-60-0797-0	800	797 - 829	304	1	B	27,766.41
258-60-0839-0	800	839 - 871	321	1	C	28,370.26
258-60-0884-0	900	884 - 916	376	1	B	33,470.22
258-60-0939-0	900	939 - 971	405	1	C	34,034.84
258-60-0972-0	1000	972 - 1004	413	1	C	38,246.14
258-60-1005-0	1000	1005 - 1037	432	1	C	38,837.59
258-60-1042-0	1000	1042 - 1074	453	1	C	39,373.05
258-60-1100-0	1100	1100 - 1132	478	1	C	43,393.06
258-60-1142-0	1100	1142 - 1174	506	1	C	44,169.04
258-60-1198-0	1200	1198 - 1230	530	1	C	45,627.66
258-60-1250-0	1200	1250 - 1282	558	1	C	46,033.63



259/30-001

Fabricated Stepped coupling for Steel and Iron pipes
Mild steel zinc plated and passivated fasteners
WRAS approved materials
EPDM Seals
Blue FBE coating
Reg 31 compliant
Steel
DN350-1200
Note: Available to suit pipe materials CI, CI AB, CI CD, PVC, Steel and GRP. Pipe OD sizes can be accommodated. Further information is available on request



Ref. no.	DN mm	Dd1 mm	Dd2 mm	Theoretical weight/kg	Units/ Parcel	Deliv. code	Gross Price GBP
259-30-0419-0378	350	378	419	34	1	C	2,442.08
259-30-0453-0406	400	406	453	39	1	C	2,513.32
259-30-0480-0457	450	457	480.0	38	1	C	2,550.13
259-30-0492-0480	450	480	492	37	1	C	2,550.13
259-30-0507-0480	500	480	507	40	1	C	2,600.21
259-30-0532-0508	500	508	532	41	1	C	2,600.21
259-30-0545-0532	500	532	545	42	1	C	2,600.21
259-30-0560-0532	500	532	560	43	1	C	2,600.21
259-30-0635-0610	600	610	635	47	1	C	2,650.45
259-30-0635-0613	600	613	635	46	1	C	2,650.45
259-30-0650-0610	600	610	650	47	1	C	2,650.45
259-30-0650-0635	600	635	650	47	1	C	2,650.45
259-30-0667-0635	600	635	667	49	1	C	2,650.45
259-30-0738-0711	700	711	738	56	1	C	2,705.51
259-30-0738-0729	700	729	738	53	1	C	2,705.51
259-30-0747-0738	700	738	747	53	1	C	2,705.51
259-30-0842-0813	800	812.8	842.0	60	1	C	3,276.93
259-30-0842-0826	800	826.0	842.0	80	1	C	3,276.93
259-30-0945-0914	900	914.4	945.0	65	1	C	3,321.12
259-30-1068-1048	1000	1048	1068	402	1	C	3,763.49

8004/01-001

NEW

Super Hydro fabricated universal straight coupling.
Carbon steel. PLASCOAT PPA 571 coating,
EPDM rubber
Fasteners ZPP 8.8
WRAS approved materials
PN40 and stainless steel option available upon request
DN400-2000
Steel



Ref. no.	CN Range 1 mm	PN Class PN Class	Theoretical weight/kg	Units/ Parcel	Deliv. code	Gross Price GBP
8004-01-155-001100000	810-850	PN10	120	1	C	10,080.10
8004-01-155-001300000	810-850	PN16	120	1	A	10,080.10
8004-01-165-001300000	910-950	PN16	137	1	A	10,850.95
8004-01-170-001100000	940-980	PN10	143	1	C	11,266.02
8004-01-170-001300000	940-980	PN16	143	1	C	11,266.02
8004-01-175-001100000	1000-1040	PN10	152	1	C	11,621.81
8004-01-175-001300000	1000-1040	PN16	152	1	C	11,621.81
8004-01-180-001100000	1030-1070	PN10	155	1	C	12,036.88
8004-01-245-001100000	1420-1460	PN10	267	1	C	17,907.01
8004-01-275-001300000	1600-1640	PN16	315	1	C	20,990.34
8004-01-345-001100000	2020-2060	PN10	392	1	C	29,884.61


LARGE DIAMETER FITTINGS

AVK UK are constantly innovating and manufacturing new products for the ever expanding water fittings market.

DN300-1800 - PN16 drilling as standard
WRAS approved materials | EPDM seals as standard

We also offer tensile resistant couplings and flange adaptors to accommodate a vast range of pipe materials up to DN1200.

ALSO AVAILABLE



Call us for more information **+44 (0) 1246 479100**



603/A-002

Universal Supa® Adaptor
Mild steel Geomet coated fasteners
WRAS approved materials
EPDM seals
Standard flange drilling to BS EN 1092 (ISO 7005-2)
Blue FBE coating
Reg 31 compliant
Ductile Iron
DN40-400
Series 603 Universal Flange Adaptors are not designed for end load (Tensile) applications, in the event that these products require restraining addition external restraint must sort or alternative product used.



Ref. no.	DN mm	Seal range mm	Flange drilling	Theoretical weight/kg	Units/ Parcel	Deliv. code	Gross Price GBP
603-063-000-4200	40/50	46-63	PN10/16	4.0	30	A	120.74
603-074-000-4200	50	57-74	PN10/16	3.9	145	A	84.62
603-085-000-4200	50/65	68-85	PN10/16	4.2	50	A	100.05
603-106-000-4200	80	84-106	PN10/16	5.0	105	A	100.05
603-119-000-4200	100	99-119	PN10/16	5.6	75	A	117.30
603-133-000-4200	100	109-133	PN10/16	5.8	90	A	117.30
603-157-000-4200	125/150	132-157	PN10/16	9.0	50	A	160.01
603-183-000-4200	150	157-183	PN10/16	9.3	50	A	160.01
603-201-000-4200	150	176-201	PN10/16	11	45	A	216.04
603-215-000-4200	200	193-215	PN10/16	12	15	A	216.04
603-242-000-4200	200	218-242	PN10/16	13	30	A	291.83
603-268-000-4200	250	242-268	PN10/16	17	20	A	322.14
603-292-000-4200	250	266-292	PN10/16	19	20	A	331.54
603-306-000-4200	250	280-306	PN10/16	19	20	A	407.92
603-327-000-4200	300	301-327	PN10/16	22	15	A	407.92
603-350-000-4200	300	324-350	PN10/16	24	5	A	676.80
603-378-000-4200	350	352-378	PN10/16	25	6	A	760.70
603-410-000-4200	350	384-410	PN10/16	30	7	A	853.16
603-436-000-4200	400	410-436	PN10/16	35	8	A	961.04
603-462-000-4200	400	436-462	PN10/16	38	8	A	975.17

603/A-003

Universal Supa® Adaptor
Steel sheraplex fasteners
EPDM Seals
WRAS approved materials
Standard flange drilling to BS EN 1092 (ISO 7005-2)
Blue FBE coating
Reg 31 compliant
Ductile Iron
DN80-200
Does not require notching



Ref. no.	DN mm	Seal range mm	Theoretical weight/kg	Units/ Parcel	Deliv. code	Gross Price GBP
603-099-004-4200	80	88-99	3.2	10	A	169.98
603-123-004-4200	100	114-123	3.6	30	A	192.94
603-178-004-4200	150	168-178	4.2	10	A	231.66
603-233-004-4200	200	219-233	6.2	12	A	283.26

623/50-004

Supa Plus™ Tensile Flange Adaptor for PE pipes, Type 2
DeltaProtekt zinc-coated steel bolts,
WRAS approved materials
EPDM seals
Standard flange drilling to EN1092-2 (ISO 7005-2)
RAL5017 Fusion bonded epoxy coating, 250 m
Reg 31 compliant
Ductile Iron
Ductile Iron
DN32-315



Ref. no.	DN mm	Flange drilling	Theoretical weight/kg	Units/ Parcel	Deliv. code	Gross Price GBP
623-50-040-0148001	40	PN10/16	2.8	5	A	166.37
623-50-050-0148001	40	PN10/16	3.0	2	A	192.43
623-50-063-0148001	50/65	PN10/16	3.7	10	A	181.55
623-50-075-0148001	60/65	PN10/16	4.0	2	A	194.79
623-50-090-0148001	80	PN10/16	4.3	20	A	195.49
623-50-110-0148001	100	PN10/16	5.7	15	A	265.86
623-50-125-0148001	125	PN10/16	7.1	10	A	277.90
623-50-125-0248001	100	PN10/16	5.7	15	A	293.22
623-50-140-0148001	125	PN10/16	7.2	2	A	344.15
623-50-160-0148001	150	PN10/16	8.1	7	A	356.24
623-50-180-0148001	150	PN10/16	9.0	7	A	559.45
623-50-200-0148001	200	PN16	13	1	A	639.79
623-50-225-0148001	200	PN16	13	5	A	595.73
623-50-250-0148001	250	PN10/16	22	3	A	882.28
623-50-280-0148001 ⁽¹⁾	250	PN10/16	21	3	A	882.27
623-50-315-0148001 ⁽¹⁾	300	PN10/16	24	2	A	1,058.56

(1)

8006/00-001

NEW

Super Hydro fabricated universal flange adaptor.
Flange drilling to EN1092
Carbon steel. PLASCOAT PPA 571 coating,
EPDM rubber
Fasteners ZPP 8.8
WRAS approved materials
DN300-2000.
Sizes above DN1200, PN40 and stainless steel option available upon request.
Steel



Ref. no.	DN mm	PN Class PN Class	CN Range 1 mm	Theoretical weight/kg	Units/ Parcel	Deliv. code	Gross Price GBP
8006-00-100-001303000	400	PN16	406-435	56	1	C	7,741.64
8006-00-115-001104500	500	PN10	500-540	85	1	C	8,719.10
8006-00-115-001305000	500	PN16	500-540	87	1	C	8,492.69
8006-00-155-001309000	800	PN16	810-850	185	1	C	15,633.48
8006-00-160-001309000	900	PN16	890-930	193	1	C	16,407.65
8006-00-165-001309000	900	PN16	910-950	194	1	C	17,794.21
8006-00-175-001310000	1000	PN16	1000-1040	236	1	C	19,065.22
8006-00-180-001310000	1000	PN16	1030-1070	237	1	C	19,700.73
8006-00-190-001310000	1000	PN16	1090-1130	242	1	C	21,318.39
8006-00-210-001311000	1200	PN16	1210-1250	314	1	C	25,223.87



633/00-001

Supa Maxi™ Tensile Flange Adaptor
EN 14525
Stainless steel bolts
EPDM rubber
Epoxy coated according to GSK approval
WRAS approved materials
Reg 31 compliant
Ductile Iron
DN50-600
Note: Series 05 insert must be used for PE pipes



Ref. no.	Flange DN mm	Flange drilling	Seal range mm	Theoretical weight/kg	Units/ Parcel	Deliv. code	Gross Price GBP
633-071-00-006	40-50	10/16	48-71	5.0	24	A	514.42
633-091-00-006	50-65	10/16	69-91	6.0	24	A	497.19
633-106-00-006	80	10/16	82-106	6.5	20	A	497.53
633-133-00-006	100	10/16	104-133	9.0	15	A	666.96
633-161-00-006	100/125	10/16	132-159	11	12	A	744.68
633-188-00-006	150	10/16	159-188	12	8	A	857.98
633-227-00-006	200	10/16	193-227	19	6	A	1,447.64
633-257-00-006	250	10/16	224-257	25	4	A	1,650.51
633-301-00-006	250	10/16	266-301	28	3	A	1,840.42
633-356-00-006	300	16	314-356	38	2	A	2,455.17
633-442-00-006	400	16	392-442	80	1	A	9,213.57
633-510-00-006	450	16	448-510	145	1	A	10,749.17
633-552-00-006	500	16	498-552	166	1	A	12,886.12
633-652-00-006	600	16	604-652	213	1	A	19,431.26
633-745-00-006 ⁽¹⁾	700	16	700-745	379	0	A	20,272.32
633-842-00-00600004 ⁽²⁾	800	16	800-842	437	0	C	25,896.20

⁽¹⁾ PN16 only for non-tensile // Tensile up to 16 bar.

⁽²⁾ For metal/AC pipes // PN16 only for non-tensile // Tensile up to 10 bar.

260/30-021

Fabricated Flange Adaptor for Ductile Iron Pipes PN10
WRAS approved materials
EPDM Seals
Flange BS EN 1092 (ISO 7005-2)
Zinc plated and passivated fasteners
Blue FBE coating
Reg 31 compliant
Steel
PN25 Option
DN350-1400
Available notched and S/S delta seal coated
Note: Available to suit pipe materials CI, CI AB, CI CD, PVC, Steel and GRP. Pipe OD sizes can be accommodated. Further information is available on request



Ref. no.	DN mm	Flange drilling	Pipe dia. mm	Theoretical weight/kg	Units/ Parcel	Deliv. code	Gross Price GBP
260-30-0378-0000	350	PN10	378	33	1	C	2,686.08
260-30-0387-0000	350	PN10	387	33	1	C	2,686.08
260-30-0399-0000 ⁽¹⁾	350	PN10	399	34	1	C	2,686.08
260-30-0400-0002	400	PN10	400	38	1	C	2,835.36
260-30-0406-0002	400	PN10	406	38	1	B	2,835.36
260-30-0429-0002	400	PN10	429	38	1	B	2,835.36
260-30-0439-0002	400	PN10	439	39	1	C	2,835.36
260-30-0457-0003	450	PN10	457	43	1	B	3,118.90
260-30-0480-0003	450	PN10	480	59	1	B	3,118.90
260-30-0492-0003	450	PN10	492	60	1	C	3,118.90
260-30-0500-0004	500	PN10	500	46	1	C	3,430.79
260-30-0507-0003	450	PN10	507	63	1	C	3,430.79
260-30-0508-0004	500	PN10	508	46	1	B	3,430.79
260-30-0532-0004	500	PN10	532	47	1	B	3,430.79
260-30-0560-0004	500	PN10	560	59	1	C	3,430.79
260-30-0630-0005	600	PN10	630	57	1	C	3,557.16
260-30-0635-0005	600	PN10	635	57	1	B	3,557.16
260-30-0650-0005	600	PN10	650	57	1	C	3,557.16
260-30-0667-0005 ⁽¹⁾	600	PN10	667	57	1	C	3,557.16
260-30-0711-0006	700	PN10	711	68	1	B	4,094.64
260-30-0729-0006	700	PN10	729	69	1	C	4,094.64
260-30-0738-0006	700	PN10	738	69	1	B	4,094.64
260-30-0812-0007	800	PN10	812	83	1	C	4,463.60
260-30-0842-0007	800	PN10	842	84	1	B	4,463.60
260-30-0914-0008	900	PN10	914	94	1	B	5,433.41
260-30-0945-0008	900	PN10	945	92	1	B	5,433.41
260-30-0964-0008	900	PN10	964	91	1	C	5,433.41
260-30-0985-0008	900	PN10	985	92	1	C	5,433.41
260-30-1016-0009	1000	PN10	1016	127	1	B	6,402.15
260-30-1048-0009	1000	PN10	1048	128	1	B	6,402.15
260-30-1220-0011	1200	PN10	1220	162	1	B	9,129.00
260-30-1255-0011	1200	PN10	1255	163	1	B	9,129.00
260-30-1277-0011	1200	PN10	1277	180	1	C	9,129.00

⁽¹⁾ Internal steeping in the body that will limit the insertion of the pipe, consult AVK if this is to be removed



260/30-022

Fabricated Flange Adaptor for Ductile Iron Pipes PN16
WRAS approved materials
EPDM Seals
Flange BS EN 1092 (ISO 7005-2)
Zinc plated and passivated fasteners
Blue FBE coating
Reg 31 compliant
Steel
PN25 Option
DN330-1600+
Available notched and S/S delta seal coated
Note: Available to suit pipe materials CI, CI AB, CI CD, PVC, Steel and GRP. Pipe OD sizes can be accommodated. Further information is available on request



Ref. no.	DN mm	Flange drilling	Pipe dia. mm	Theoretical weight/kg	Units/ Parcel	Deliv. code	Gross Price GBP
260-30-0355-1000	350	PN16	355	33	1	C	2,563.45
260-30-0378-1000	350	PN16	378	33	1	B	2,563.45
260-30-0387-1000	350	PN16	387	33	1	C	2,563.45
260-30-0399-1000 ⁽¹⁾	350	PN16	399	34	1	C	2,563.45
260-30-0400-1002	400	PN16	400	38	1	C	2,812.56
260-30-0406-1002	400	PN16	406	38	1	B	2,812.56
260-30-0429-1002	400	PN16	429	38	1	B	2,812.56
260-30-0439-1002	400	PN16	439	39	1	C	2,812.56
260-30-0450-1003	450	PN16	450	42	1	C	3,430.79
260-30-0457-1003	450	PN16	457	43	1	C	3,430.79
260-30-0480-1003	450	PN16	480	59	1	C	3,430.79
260-30-0492-1003	450	PN16	492	60	1	C	3,430.79
260-30-0500-1004	500	PN16	500	46	1	C	3,430.79
260-30-0507-1003	450	PN16	507	63	1	C	3,430.79
260-30-0508-1004	500	PN16	508	46	1	B	3,621.48
260-30-0532-1004	500	PN16	532	47	1	B	3,621.48
260-30-0545-1004	500	PN16	545	64	1	C	3,621.48
260-30-0560-1004	500	PN16	560	65	1	C	3,621.48
260-30-0630-1005	600	PN16	630	57	1	C	3,711.04
260-30-0635-1005	600	PN16	635	57	1	B	3,711.04
260-30-0650-1005	600	PN16	650	57	1	C	3,711.04
260-30-0667-1005 ⁽¹⁾	600	PN16	667	57	1	C	3,711.04
260-30-0710-1006	700	PN16	710	68	1	C	5,433.41
260-30-0711-1006	700	PN16	711	68	1	B	5,433.41
260-30-0738-1006	700	PN16	738	69	1	B	5,433.41
260-30-0747-1006	700	PN16	747	69	1	C	5,433.41
260-30-0807-1007	800	PN16	807	83	1	C	6,402.15
260-30-0812-1007	800	PN16	812	83	1	C	6,402.15
260-30-0826-1007	800	PN16	826	83	1	C	6,402.15
260-30-0842-1007	800	PN16	842	84	1	B	6,402.15
260-30-0914-1008	900	PN16	914	94	1	B	7,166.76
260-30-0945-1008	900	PN16	945	92	1	B	7,166.76
260-30-0964-1008	900	PN16	964	91	1	C	7,166.76
260-30-0985-1008	900	PN16	985	92	1	C	7,166.76
260-30-1016-1009	1000	PN16	1016	127	1	B	7,883.44
260-30-1048-1009	1000	PN16	1048	128	1	B	7,883.44
260-30-1220-1011	1200	PN16	1220	162	1	B	10,056.00
260-30-1255-1011	1200	PN16	1255	163	1	C	10,056.00
260-30-1277-1011	1200	PN16	1277	180	1	C	10,056.00

⁽¹⁾ Internal stepping in the body that will limit the insertion of the pipe, consult AVK if this is to be removed

260/60-001

Tensile Resistant Flange Adaptor for Ductile Iron Pipes PN10
WRAS approved EPDM Seals
Flange BS EN 1092 (ISO 7005-2)
Zinc plated and passivated fasteners
Blue FBE coating
Reg 31 compliant
Steel
Special sizes/ drillings manufactured to order.
Stainless steel fasteners



Ref. no.	DN mm	Product PN Class	DN/DN	Theoretical weight/kg	Units/ Parcel	Deliv. code	Gross Price GBP
260-60-0744-0006	700	PN10	744 - 776	225	1	C	16,970.87
260-60-0797-0007	800	PN10	797 - 829	259	1	C	28,354.13
260-60-0839-0007	800	PN10	839 - 871	275	1	C	28,594.41
260-60-0884-0008	900	PN10	884 - 916	308	1	B	32,805.47
260-60-0939-0008	900	PN10	939 - 971	333	1	C	33,213.81
260-60-0972-0009	1000	PN10	972 - 1004	359	1	C	38,194.72
260-60-1005-0009	1000	PN10	1005 - 1037	375	1	C	38,600.74
260-60-1042-0009	1000	PN10	1042 - 1074	394	1	C	38,959.22
260-60-1100-0010	1100	PN10	1100 - 1132	385	1	C	43,736.87
260-60-1142-0010	1100	PN10	1142 - 1174	409	1	C	44,248.44
260-60-1198-0011	1200	PN10	1200 - 1232	462	1	C	45,514.07
260-60-1250-1011	1200	PN10	1250 - 1282	496	1	C	45,638.48



260/61-001

Tensile Resistant Flange Adaptor for Ductile Iron Pipes PN16
WRAS approved EPDM Seals Flange BS EN 1092 (ISO 7005-2)
Zinc plated and passivated fasteners
Blue FBE coating
Reg 31 compliant
Steel
Special sizes/ drillings manufactured to order.
Stainless steel fasteners



Ref. no.	DN mm	Product PN Class	DN/DN	Theoretical weight/kg	Units/ Parcel	Deliv. code	Gross Price GBP
260-61-0351-1001	350	PN16	351 - 383	113	1	C	7,029.24
260-61-0385-1002	400	PN16	385 - 417	125	1	B	7,551.97
260-61-0427-1-0-02	400	PN16	427 - 459	136	1	C	8,719.79
260-61-0427-1003	450	PN16	427 - 459	140	1	B	8,612.14
260-61-0478-1004	500	PN16	478 - 510	159	1	B	9,483.13
260-61-0530-1004	500	PN16	530 - 562	163	1	C	10,786.87
260-61-0608-1005	600	PN16	608 - 640	206	1	B	13,986.49
260-61-0708-1006	700	PN16	708 - 740	230	1	B	16,795.34

209/30-001

Flange Converters
Cast Iron Flange
WRAS approved materials
Blue FBE coating
Drilled to PN16
Reg 31 compliant
Ductile Iron
DN50-1200
Note: Available up to DN1200
All drilling combinations available upon request.



Ref. no.	Size Range mm	Theoretical weight/kg	Units/ Parcel	Deliv. code	Gross Price GBP
209-30-05002-08002	80MM PN16 - 50MM PN16	7.0	1	A	329.85
209-30-05107-08002	80MM PN16 - 2" BSTD/E	6.9	1	C	383.27
209-30-07607-08002	80MM PN16 - 3" BSTD/E	6.7	1	A	466.74
209-30-08002-08906	80MM PN16 - 3.5" BSTD	6.9	1	C	387.19
209-30-08002-10002	100MM PN16 - 80MM PN16	16	1	A	524.31
209-30-08002-10206	80MM PN16 - 4" BSTD	7.9	1	A	383.27
209-30-08002-15002	150MM PN16 - 80MM PN16	17	1	A	773.92
209-30-08002-20002	80MM PN16 - 200MM PN16	25	1	C	721.34
209-30-10002-10206	100MM PN16 - 4" BSTD	7.6	1	C	524.31
209-30-10002-10207	100MM PN16 - 4" BSTE	12	1	C	462.36
209-30-10002-15002	150MM PN16 - 100MM PN16	17	2	A	547.95
209-30-10206-10002	100MM PN16 - 4" BSTD	7.6	2	A	579.76
209-30-15002-15206	150MM PN16 - 6" BSTD	21	1	C	765.91
209-30-15002-20002	200MM PN16 - 150MM PN16	40	1	C	1,030.32
209-30-20002-20306	200MM PN16 - 8" BSTC/D	26	1	C	1,473.69
209-30-20002-25002	250MM PN16 - 200MM PN16	37	1	C	1,512.88
209-30-25002-25406	250MM PN16 - 10" BSTD	43	1	C	1,917.84
209-30-30002-30405	300MM PN16 - 12" BSTC	51	1	C	1,948.43

SERIES 8001 HYDRO STOP ENCAPSULATION COLLARS

NEW

- Sizes up to DN3000, PN16, WRAS approved materials
- Universal repair collar suitable on any kind of pipe (steel, CI, DI, PE, HDPE, PVC, asbestos cement, GRP, etc)
- Available for socket/joints/flange-connection repair the 8001/0-001 and for pipe wall repair the 8001/2-001
- Can be installed while the pipeline is under pressure
- Features up to 40 mm pipe OD tolerance, with angular deflection of up to 4° before or after installation
- Made of fabricated carbon steel, but also available optionally in SS AISI 304 & AISI 316
- Also available in PN25 and in larger bespoke sizes and tolerances



8001/0-001



8001/2-001

Call us for more information **+44 (0) 1246 479100**



05/E-008

Pipe Support Bush
 Pressure Class SDR 6 and 11
 Other SDR liners available
 Stainless Steel
 DN50-800mm available
 for use with 600 Series
 fittings
 DN700-800 available upon
 request



Ref. no.	DN mm	Pipe dia. mm	SDR	Theoretical weight/kg	Units/ Parcel	Deliv. code	Gross Price GBP
05-063-53-000	50	63	17	0.4	1	A	80.73
05-063-54-000	50	63	11	0.4	1	A	80.73
05-075-53-000	65	75	17	0.5	1	C	83.04
05-075-54-000	65	75	11	0.5	1	C	83.04
05-090-53-000	80	90	17	0.7	1	A	94.90
05-090-54-000	80	90	11	0.7	1	A	94.90
05-110-73-000	100	110	17	0.8	1	A	104.40
05-110-74-000	100	110	11	0.8	1	A	104.11
05-125-73-000	125	125	17	1.0	1	A	113.90
05-125-74-000	125	125	11	1.0	1	A	113.90
05-140-73-000	125	140	17	1.1	1	A	137.66
05-140-74-000	140	140	11	1.1	1	A	137.66
05-160-73-000	150	160	17	1.3	1	A	161.35
05-160-74-000	150	160	11	1.3	1	A	161.35
05-180-73-000	175	180	17	1.4	1	A	175.63
05-180-74-000	175	180	11	1.4	1	A	175.63
05-200-73-000	200	200	17	1.4	1	A	189.74
05-200-74-000	200	200	11	1.4	1	A	189.74
05-225-73-000	225	225	17	1.9	1	A	213.60
05-225-74-000	225	225	11	2.0	1	A	213.60
05-250-73-000	250	250	17	2.3	1	A	237.20
05-250-74-000	250	250	11	2.5	1	A	237.20
05-280-73-000	275	280	17	2.7	1	A	256.18
05-280-74-000	275	280	11	3.3	1	A	256.18
05-315-73-000	300	315	17	3.5	1	A	275.16
05-315-74-000	300	315	11	3.3	1	A	275.16
05-355-73-000	350	355	17	4.0	1	A	322.62
05-355-74-000	350	355	11	3.8	1	A	313.66
05-400-72-000	400	400	26	4.7	1	C	679.92
05-400-73-000	400	400	17	4.5	1	A	699.35
05-400-74-000	400	400	11	4.3	1	A	699.35
05-450-73-000	450	450	17	3.0	1	A	672.38
05-450-74-000	450	450	11	2.7	1	A	672.38
05-500-73-000	500	500	17	5.3	1	A	711.16
05-500-74-000	500	500	11	5.1	1	A	711.16
05-560-73-000	550	560	17	5.3	1	A	742.83
05-560-74-000	550	560	11	5.3	1	C	742.83
05-630-73-000	600	630	17	5.8	1	A	817.16
05-630-74-000	600	630	11	5.5	1	A	817.16



265/30-002

Dismantling Joint
With Tie Rods
Fasteners; Mild steel zinc
plated and passivated
EPDM seals
BS EN 1092 (ISO 7005-2)
Blue FBE coating
WRAS approved materials
Reg 31 compliant
Steel
DN300-1400
Also available without tie-
rods.
PN10 available upon
request.



Ref. no.	DN mm	Flange drilling	Theoretical weight/kg	Units/ Parcel	Deliv. code	Gross Price GBP
265-30-0050-11	50	PN10/16	11	12	A	372.19
265-30-0080-11	80	PN10/16	15	5	A	469.93
265-30-0100-11	100	PN10/16	19	12	A	544.00
265-30-0150-11	150	PN10/16	26	9	A	767.47
265-30-0200-11	200	PN16	30	2	A	1,142.66
265-30-0250-11	250	PN16	43	3	A	1,415.14
265-30-0300-11	300	PN16	72	4	A	3,488.93
265-30-0350-11	350	PN16	80	1	A	3,391.93
265-30-0400-11	400	PN16	104	1	A	3,780.24
265-30-0450-11	450	PN16	121	1	A	4,192.50
265-30-0500-11	500	PN16	149	1	A	5,205.10
265-30-0600-11	600	PN16	186	1	A	6,259.27
265-30-0700-11	700	PN16	203	1	B	7,147.66
265-30-0800-11	800	PN16	233	1	A	7,534.47
265-30-0900-11	900	PN16	261	1	B	9,168.72
265-30-1000-11	1000	PN16	356	1	B	11,036.02
265-30-1200-11	1200	PN16	481	1	B	17,344.64

265/50-001

Dismantling Joint
EPDM Seals
BS EN 10921 (ISO 7005-2)
Blue FBE coating
WRAS approved materials
Reg 31 compliant
Ductile Iron
DN50-250



Ref. no.	DN mm	Flange drilling	Theoretical weight/kg	Units/ Parcel	Deliv. code	Gross Price GBP
265-50-0050-11	50	PN10/16	11	1	B	305.75
265-50-0065-11	65	PN10/16	16	4	A	356.05
265-50-0080-11	80	PN10/16	17	1	A	494.70
265-50-0100-11	100	PN10/16	20	1	A	535.98
265-50-0125-11	125	PN10/16	24	2	B	746.37
265-50-0150-11	150	PN10/16	30	5	A	855.65
265-50-0200-11	200	PN16	47	4	A	1,039.31
265-50-0250-11	250	PN16	69	1	B	1,494.39

265/50-002

Dismantling Joint
EPDM Seals
Blue FBE coating
BS EN 1092 (ISO 7005-2)
WRAS approved materials
Reg 31 compliant
Steel
DN300-1800 (larger sizes
available upon request).



Ref. no.	DN mm	Product PN Class	L11 mm	Theoretical weight/kg	Units/ Parcel	Deliv. code	Gross Price GBP
265-50-0300-11	300	PN16	280	85	1	C	2,199.35
265-50-0350-11	350	PN16	280	115	1	C	2,987.98
265-50-0400-11	400	PN16	280	156	1	C	3,884.91
265-50-0450-11	450	PN16	330	213	1	C	4,951.11
265-50-0500-11	500	PN16	330	273	1	C	5,849.06
265-50-0600-11	600	PN16	330	342	1	C	9,749.57
265-50-0700-11	700	PN16	330	342	1	C	10,724.53
265-50-0800-11	800	PN16	400	499	1	C	12,030.13
265-50-1000-11	1000	PN16	400	900	1	C	17,586.14
265-50-1200-11	1200	PN16	450	1032	1	C	22,922.75
265-50-1400-11	1400	PN16	500	1244	1	C	43,798.80
265-50-1600-11	1600	PN16	500	1315	1	C	39,663.77
265-50-1800-11	1800	PN16	600	1551	1	C	45,057.74



253/30-001

Supa Collar Repair Clamp
Plain boss
WRAS approved
EPDM seals
Blue FBE coating
Reg 31 compliant
Ductile Iron
Sealing range DN80-300



Ref. no.	DN mm	Product PN Class	Theoretical weight/kg	Units/ Parcel	Deliv. code	Gross Price GBP
253-30-003-01	80	PN16	8.0	15	A	330.32
253-30-004-01	100	PN16	9.0	15	A	364.94
253-30-006-01	150	PN16	17	20	A	613.73
253-30-008-01	200	PN16	25	10	A	981.56
253-30-010-01	250	PN16	31	3	A	1,135.79
253-30-012-01	300	PN16	48	1	C	1,476.62

253/30-002

Supa Collar Repair Clamp
3/4" RP drilled and tapped
boss
WRAS Approved
EPDM seals
Blue FBE coating
Reg 31 compliant
Ductile Iron
Sealing range DN80-300



Ref. no.	DN mm	DN/DN	Product PN Class	Theoretical weight/kg	Units/ Parcel	Deliv. code	Gross Price GBP
253-30-003-2 ⁽¹⁾	80	85.4 - 114	PN16	8.0	1	A	349.49
253-30-004-2 ⁽¹⁾	100	111.8 - 139	PN16	17	1	A	384.09
253-30-006-21	150	165.2 - 195.5	PN16	18	1	A	632.77
253-30-008-21	200	215.9 - 239.7	PN16	30	1	C	1,108.49
253-30-010-21	250	269.2 - 293.5	PN16	32	1	C	1,157.42
253-30-012-21	300	319.9 - 347	PN16	49	1	C	1,509.39

(1)

253/30-003

Supa Collar Repair Clamp
1" BSP drilled and tapped
boss
WRAS approved
EPDM seals
Blue FBE coating
Reg 31 compliant
Ductile Iron
Sealing range DN80-300



Ref. no.	DN mm	DN/DN	Product PN Class	Theoretical weight/kg	Units/ Parcel	Deliv. code	Gross Price GBP
253-30-003-3 ⁽¹⁾	80	85.4 - 114	PN16	8.8	6	A	349.49
253-30-004-3 ⁽¹⁾	100	111.8 - 139	PN16	17	15	A	384.09
253-30-006-31	150	165.2 - 195.5	PN16	18	5	A	632.42
253-30-008-31	200	215.9 - 239.7	PN16	30	1	C	1,109.02
253-30-012-31	300	319.9 - 347	PN16	51	1	C	1,753.69

(1)

253/30-004

Supa Collar Repair Clamp
2" RP drilled and tapped boss
WRAS approved
EDPM seals
Blue FBE coating
Reg 31 compliant
Ductile Iron
Sealing range DN80-300



Ref. no.	DN mm	DN/DN	Product PN Class	Theoretical weight/kg	Units/ Parcel	Deliv. code	Gross Price GBP
253-30-003-5	80	85.4 - 114	PN16	7.0	10	A	349.49
253-30-004-51	100	111.8 - 139	PN16	18	10	A	384.09
253-30-006-51	150	165.2 - 195.5	PN16	20	2	A	632.77
253-30-008-51	200	215.9 - 239.7	PN16	23	1	C	1,109.02
253-30-010-51	250	269.2 - 293.5	PN16	39	1	C	1,154.90
253-30-012-51	300	319.9 - 347	PN16	62	1	C	1,526.36

253/40-001

Supa Collar Repair Clamp
Plain boss
WRAS approved
EPDM seal
Blue FBE coating
Reg 31 compliant
Ductile Iron
Sealing range DN80-300
Note: Available drilled and
tapped. 1/2" - 2"



Ref. no.	DN/DN	DN mm	Product PN Class	Theoretical weight/kg	Units/ Parcel	Deliv. code	Gross Price GBP
253-40-003-0	92.3 - 103.0	80	PN16	4.3	25	A	191.79
253-40-004-0	115.0 - 125.6	100	PN16	5.9	25	A	226.03
253-40-006-0	166.0 - 181.2	150	PN16	8.0	1	A	280.83
253-40-008-0	220.0 - 234.0	200	PN16	14	2	A	541.12
253-40-010-0	274.0 - 290.0	250	PN16	15	1	C	746.60
253-40-012-0	323.0 - 349.0	300	PN16	29	1	C	1,034.28



202/30-001

Stainless Steel Repair Clamp
WRAS approved materials
EPDM seals
Zinc plated fasteners
Reg 31 compliant
Stainless Steel
Sealing range DN80-1400
Length 150-2400mm
Note: Other sizes are available on request



Ref. no.	DN/DN	DN	Pressue Rating	Theoretical	Units/	Deliv.	Gross
		mm	(bar)	weight/kg	Parcel	code	Price GBP
202-30-0086-0601	86 - 106	80	PN10	5.6	2	A	192.63
202-30-0104-0601	104 - 124	100	PN10	5.8	1	B	316.34
202-30-0137-1201	137 - 157	125	PN10	12	1	B	456.91
202-30-0150-1201	150 - 170	150	PN10	12	1	B	484.72
202-30-0167-1201	167 - 187	150	PN10	12	1	B	516.04
202-30-0167-1801	167 - 187	150	PN10	17	1	B	771.89
202-30-0209-3601	209 - 229	200	PN10	37	1	B	1,785.54
202-30-0270-2401	270 - 290	250	PN10	27	1	B	1,017.84
202-30-0303-1801	303 - 323	300	PN10	21	1	B	875.74
202-30-0390-1201	390 - 410	350	PN8	16	1	B	771.18
202-30-0395-3601	395 - 415	400	PN 7	48	1	B	1,888.83
202-30-0403-0601	403 - 423	400	PN 7	8.0	1	B	407.94
202-30-0422-1201	422 - 442	400	PN 7	16	1	B	929.26
202-30-0424-1801	424 - 444	400	PN 7	24	1	B	1,093.63
202-30-0450-4801	450 - 470	450	PN 7	70	1	B	2,933.11
202-30-0503-1201	503 - 523	500	PN 6	18	1	B	791.60
202-30-0528-2401	528 - 548	500	PN 6	36	1	B	1,289.75
202-30-0579-1801	579 - 605	450	PN 5	39	1	B	1,752.73
202-30-0584-1201	584 - 610	600	PN 5	30	1	B	1,383.56
202-30-0600-1201	600 - 626	600	PN 5	30	1	B	1,330.50
202-30-0600-4201	600 - 626	600	PN 5	93	1	B	4,117.00
202-30-0714-4201	714 - 740	700	PN 4	97	1	B	4,243.56
202-30-0725-8401	725 - 751	700	PN 4	193	1	B	8,632.98
202-30-0808-4801	808 - 834	800	PN 4	118	1	B	5,332.34
202-30-0829-4201	829 - 855	800	PN 3	104	1	B	4,372.34
202-30-0930-3601	930 - 956	900	PN 3	95	1	C	4,380.48
202-30-1278-4801	1278 - 1304	1200	PN 2	145	1	B	6,919.63

202/30-004

Stainless Steel Repair Clamp
fitted with a 2" boss
WRAS approved
EPDM Seals
Zinc plated & passivated
fasteners
Reg 31 compliant
Stainless Steel
Sealing range DN80-600
Length 150-1500mm
Note: Other sizes available on request



Ref. no.	DN/DN	DN	Pressue Rating	Theoretical	Units/	Deliv.	Gross
		mm	(bar)	weight/kg	Parcel	code	Price GBP
202-30-0086-0651	86 - 106	80	PN10	6.4	1	B	227.84
202-30-0111-0651	111 - 131	100	PN10	6.7	1	C	269.26
202-30-0111-0931	111 - 131	100	PN10	9.9	1	C	530.94
202-30-0138-0651	138 - 158	125	PN10	6.8	1	B	276.12
202-30-0138-1251	138 - 158	125	PN10	13	1	B	479.67
202-30-0164-0651	164 - 184	60	PN10	6.5	1	B	325.65
202-30-0215-0651	215 - 235	200	PN10	7.5	1	B	323.69
202-30-0240-1851	240 - 260	200	PN10	19	1	B	929.08
202-30-0255-0651	255 - 275	250	PN10	7.6	1	B	339.60
202-30-0268-0651	268 - 288	250	PN10	7.6	1	B	339.60
202-30-0268-1251	268 - 288	250	PN10	15	1	B	582.35
202-30-0295-0651	295 - 315	300	PN10	7.4	1	B	544.40
202-30-0323-1851	323 - 343	300	PN 9	21	1	B	1,024.07
202-30-0341-0651	341 - 361	300	PN 9	8.2	1	B	303.08
202-30-0419-1241	419 - 439	400	PN 7	17	1	C	1,022.83

203/30-001

Water Pipe-saver Single Band
Repair Clamp
WRAS approved materials
EPDM Seals
Reg 31 compliant
Stainless Steel
Sealing range DN15-60
Length 60-100mm.
(Supplied in bags of 10)



Ref. no.	DN/DN	DN	Pressue Rating	Theoretical	Units/	Deliv.	Gross
		mm	(bar)	weight/kg	Parcel	code	Price GBP
203-30-015-06	15 - 22	20	PN 7	0.1	2	A	78.16
203-30-027-06	27 - 35	32	PN 7	0.1	10	A	84.26
203-30-041-06	41 - 48	40	PN 7	0.2	1	C	86.36
203-30-054-06	54 - 60	50	PN 7	0.2	1	C	97.66



206/30-001

Single Band Repair Clamp
 WRAS approved
 EPDM rubber
 Reg 31 compliant
 Stainless Steel
 Sealing range DN50-350
 Length 150-1200mm
 Note: Other sizes available
 on request



Ref. no.	DN/DN	DN mm	Pressure Rating (bar)	Theoretical weight/kg	Units/ Parcel	Deliv. code	Gross Price GBP
206-30-0060-0601	60 - 67	50	PN10	3.2	1	C	178.22
206-30-0066-0601	66 - 73	50	PN10	2.8	2	A	178.22
206-30-0086-0601	86 - 93	80	PN10	3.0	5	A	190.47
206-30-0092-0601	92 - 99	80	PN10	3.4	1	B	190.47
206-30-0111-0601	111 - 121	100	PN10	3.4	2	A	201.19
206-30-0118-0601	118 - 128	100	PN10	3.4	1	B	201.19
206-30-0118-2401	118 - 128	100	PN10	13	1	B	809.87
206-30-0138-0601	138 - 148	100	PN10	3.7	1	B	238.12
206-30-0146-0601	146 - 156	100	PN10	3.8	1	B	238.12
206-30-0164-0601	164 - 174	150	PN10	3.7	1	A	226.76
206-30-0173-0601	173 - 183	150	PN10	4.0	1	B	226.76
206-30-0215-0601	215 - 225	200	PN10	4.4	1	B	263.68
206-30-0255-0601	255 - 265	250	PN10	4.8	1	B	322.41
206-30-0268-0601	268 - 278	250	PN10	4.8	1	B	290.98
206-30-0280-0601	280 - 290	250	PN10	4.9	1	B	409.70
206-30-0319-0601	319 - 329	300	PN 9	5.5	1	B	382.48
206-30-0319-1801	319 - 329	300	PN 9	15	1	B	897.34
206-30-0330-0601	330 - 340	300	PN 9	5.5	1	B	382.48
206-30-0340-0601	340 - 350	300	PN 9	5.5	1	B	382.48



215/30-001

Under Pressure Tee
 EPDM seals
 WRAS approved materials
 Standard flange drilling to EN 1092-2 (ISO 7005-2)
 Sealing range DN80-1200
 Branch size DN60-600
 Reg 31 compliant
 Stainless Steel
 DN80-1200
 Note: Other sizes available on request.



AVK ref. no.	DN2 mm	DN/DN	Pressure Rating (bar)	Theoretical weight/kg	Units/ Parcel	Deliv. code	Gross Price GBP
215-30-0086-03121	80	86 - 106	PN10	23	1	C	965.23
215-30-0111-03121	80	111 - 131	PN10	24	1	C	1069.53
215-30-0138-03121	80	138 - 158	PN10	25	1	C	1030.32
215-30-0138-04121	100	138 - 158	PN10	26	1	C	1109.44
215-30-0164-03121	80	164 - 184	PN10	20	1	C	1032.48
215-30-0164-04121	100	164 - 184	PN10	21	1	C	1068.24
215-30-0175-04121	100	175 - 195	PN10	21	1	C	1188.60
215-30-0175-06151	150	175 - 195	PN10	23	1	C	1629.68
215-30-0200-04121	100	200 - 220	PN10	24	1	C	1103.11
215-30-0200-06151	150	200 - 220	PN10	31	1	C	1431.84
215-30-0255-03121	80	255 - 275	PN10	31	1	C	1139.60
215-30-0255-04121	100	255 - 275	PN10	33	1	C	1092.17
215-30-0255-06151	150	255 - 275	PN10	34	1	C	1642.94
215-30-0255-06241	150	255 - 275	PN10	36	1	C	2252.31
215-30-0255-08181	200	255 - 275	PN10	39	1	C	3062.36
215-30-0268-10241	250	268 - 288	PN9	33	1	C	2890.32
215-30-0310-04121	100	310 - 330	PN7	33	1	C	1280.33
215-30-0310-04181	100	310 - 330	PN7	33	1	C	1648.73
215-30-0310-06151	150	310 - 330	PN7	39	1	C	1762.65
215-30-0310-06181	150	310 - 330	PN7	39	1	C	1881.93
215-30-0340-03121	80	340 - 360	PN6	40	1	C	1412.6
215-30-0341-04241	100	341 - 361	PN6	40	1	C	1920.48
215-30-0345-04121	100	345 - 365	PN6	41	1	C	1612.17
215-30-0345-06181	150	345 - 365	PN6	53	1	C	2154.97
215-30-0350-06181	150	350 - 370	PN6	53	1	C	2849.18
215-30-0374-03121	80	374 - 394	PN6	63	1	C	1578.70
215-30-0378-04241	100	378 - 398	PN6	64	1	C	2161.96
215-30-0428-04181	100	428 - 448	PN5	64	1	C	1664.79
215-30-0428-06151	150	428 - 448	PN5	65	1	C	2579.60
215-30-0428-12301	300	428 - 448	PN5	69	1	C	4556.16
215-30-0430-06151	150	430 - 450	PN5	66	1	C	1849.85
215-30-0440-06151	150	440 - 460	PN5	68	1	C	1905.07
215-30-0450-06151	150	450 - 470	PN5	68	1	C	2039.79
215-30-0495-04121	100	495 - 515	PN5	68	1	C	1481.11
215-30-0591-06241	150	591 - 611	PN3	70	1	C	3447.91
215-30-0629-06241	150	629 - 649	PN3	71	1	C	3731.12

257/30-001

Under Pressure Tee
 Zinc plated fasteners
 EPDM rubber
 Blue FBE coating
 Flanges drilled NP16
 WRAS approved materials
 Reg 31 compliant
 Ductile Iron
 Sealing range DN80-300
 Branch size DN50-300



Ref. no.	DN2 mm	DN/DN	Product PN Class	Theoretical weight/kg	Units/ Parcel	Deliv. code	Gross Price GBP
257-30-03-081	80	85.4 - 114	PN16	12	1	A	451.39
257-30-04-081	80	111.8 - 129.4	PN16	15	15	A	513.72
257-30-04-101	100	111.8 - 129.4	PN16	15	15	A	547.96
257-30-06-081	80	165.2 - 184.8	PN16	21	15	A	753.46
257-30-06-101	100	165.2 - 184.8	PN16	21	15	A	821.94
257-30-06-151	150	165.2 - 184.8	PN16	27	15	A	924.68
257-30-08-081	80	215.9 - 239.7	PN16	28	4	A	1,116.47
257-30-08-101	100	215.9 - 239.7	PN16	30	2	A	1,184.96
257-30-08-151	150	215.9 - 239.7	PN16	39	1	A	1,390.45
257-30-08-201	200	215.9 - 239.7	PN16	41	2	A	1,506.89
257-30-10-081	80	269.2 - 293.5	PN16	34	2	A	1,348.25
257-30-10-101	100	269.2 - 293.5	PN16	36	1	A	1,424.70
257-30-10-151	150	269.2 - 293.5	PN16	58	1	A	1,643.88
257-30-10-201	200	269.2 - 293.5	PN16	60	3	A	1,883.62
257-30-10-251	250	269.2 - 293.5	PN16	61	2	A	2,328.83
257-30-12-081	80	319.9 - 341.3	PN16	51	2	A	1,767.17
257-30-12-101	100	319.9 - 341.3	PN16	52	1	A	1,835.67
257-30-12-151	150	319.9 - 341.3	PN16	54	2	A	2,041.15
257-30-12-201	200	319.9 - 341.3	PN16	65	1	A	2,191.85
257-30-12-251	250	319.9 - 341.3	PN16	70	2	A	2,465.82
257-30-12-301	300	319.9 - 341.3	PN16	85	1	A	2,602.81



634/00-001

Supa Maxi™ End Cap
 Universal and tensile
 Approved to EN-14515 wide
 tolerance fittings
 A2 bolts / A4 nuts
 EPDM sealing
 Reg 31 compliant
 Ductile Iron
 DN50-150
 Note: Series 05 insert must
 be used for PE pipes



Ref. no.	DN mm	Product PN Class	Seal range mm	Theoretical weight/kg	Units/ Parcel	Deliv. code	Gross Price GBP
634-133-00-016 ⁽¹⁾	100	PN16	104-133	8.0	1	C	580.68
634-188-00-016 ⁽¹⁾	150	PN16	159-188	11	1	C	671.55
634-257-00-016 ⁽¹⁾	225	PN16	224-257	19	1	C	1,379.04
634-257-00-036 ⁽²⁾	225	PN16	224-257	19	1	C	1,379.35
634-301-00-016 ⁽¹⁾	250	PN16	266-301	22	1	C	1,600.34
634-301-00-036 ⁽²⁾	250	PN16	266-301	22	1	C	1,600.59
634-356-00-036 ⁽²⁾	300	PN16	314-356	29	1	C	1,713.45
634-442-00-016 ⁽¹⁾	400	PN16	392-442	58	1	C	3,767.24

⁽¹⁾ 1 1/4" BSP thread, in line

⁽²⁾ 2" BSP thread, in line

248/32-002

Universal Supacap
 Non-potable water
 For Ductile Iron Pipes
 Nitrile seals
 PN10
 DN80-300
 Ductile Iron
**Can also be supplied for
 potable water applications**
 (details available upon
 request).



Ref. no.	DN mm	DN/DN	Product PN Class	Theoretical weight/kg	Units/ Parcel	Deliv. code	Gross Price GBP
248-32-003-011	80	88 - 99	PN 10/16	3.0	1	C	179.23
248-32-004-011	100	113 - 124	PN 10/16	3.5	1	C	208.58
248-32-005-011	125	138 - 152	PN 10/16	4.5	1	C	293.87
248-32-006-011	150	167 - 179	PN 10/16	5.4	1	C	325.84
248-32-007-011	175	192 - 207	PN 10/16	6.7	1	C	360.43
248-32-008-011	200	217 - 234	PN 10/16	7.1	1	C	429.86
248-32-009-011	225	242 - 261	PN 10/16	8.8	1	C	450.43
248-32-010-011	250	270 - 288	PN 10/16	9.7	1	C	548.83
248-32-012-011	300	320 - 336	PN 10/16	13	1	C	683.51





712/7010-001

Double flanged duckfoot bend type N to EN 545
 Ductile Iron
 Flanged Duckfoot Bend According to DIN EN545
 Standard flange drilling to ISO 7005-2, EN 1092-2: 1997
 Epoxy coated according to DIN 30677-2 and GSK guidelines.
 WRAS approved materials DN80-300



Ref. no.	DN mm	Product PN Class	Theoretical weight/kg	Units/ Parcel	Deliv. code	Gross Price GBP
712-0080-70-101	80	PN 10/16	12	38	C	222.64
712-0100-70-101	100	PN 10/16	15	1	C	309.36
712-0150-70-101	150	PN 10/16	25	1	C	485.85
712-0200-70-101	200	PN16	52	1	C	1,083.34
712-0250-70-101	250	PN16	84	1	C	1,749.97

712/2210-001

Double Flanged Reducing Taper
 According to DIN EN545.
 Standard flange drilling to ISO 7005-2, EN 1092-2: 1997.
 Epoxy coated according to DIN 30677-2 and GSK guidelines
 WRAS approved materials DN50-600
 Ductile Iron



Ref. no.	DN mm	DN2 mm	Flange drilling	Theoretical weight/kg	Units/ Parcel	Deliv. code	Gross Price GBP
712-0082-22-101	80	50	PN10/16	7.1	42	C	145.45
712-0101-22-101	100	80	PN10/16	9.1	32	C	154.53
712-0152-22-101	150	100	PN10/16	12	26	C	254.37
712-0153-22-101	150	80	PN10/16	12	18	C	215.69
712-0201-22-101	200	150	PN16	21	12	C	428.56
712-0203-22-101	200	100	PN16	18	8	C	368.56
712-0204-22-101	200	80	PN16	17	12	C	356.38
712-0251-22-101	250	200	PN16	29	1	C	601.30
712-0252-22-101	250	150	PN16	26	8	C	528.83
712-0254-22-101	250	100	PN16	23	1	C	479.80
712-0301-22-101	300	250	PN16	41	1	C	847.60
712-0303-22-101	300	150	PN16	34	1	C	687.17
712-0404-22-100	400	200	PN10	44	1	C	1,220.60
712-0404-22-101	400	200	PN16	49	1	C	1,220.60
712-0451-22-100	450	400	PN10	70	1	C	2,374.97

712/0110-001

Double flanged bend 11.25° type FFK to EN 545
 Ductile Iron
 Double Flanged Bend 11.25° According to DIN EN545
 Standard flange drilling to ISO 7005-2, EN 1092-2: 1997
 Epoxy coated according to DIN 30677-2 and GSK guidelines
 WRAS approved materials DN40-600mm



Ref. no.	DN mm	Flange drilling	Theoretical weight/kg	Units/ Parcel	Deliv. code	Gross Price GBP
712-0100-01-101	100	PN10/16	10	10	C	223.61
712-0150-01-101	150	PN10/16	16	10	C	336.67
712-0200-01-100	200	PN10	23	1	C	453.18
712-0200-01-101	200	PN16	23	8	C	453.18
712-0250-01-100	250	PN10	35	1	C	682.85
712-0250-01-101	250	PN16	34	1	C	682.85
712-0300-01-101	300	PN16	46	1	C	903.75
712-0400-01-200	400	PN10	101	1	C	2,728.18
712-0500-01-200	500	PN10	133	1	C	3,807.18
712-0600-01-100	600	PN10	121	1	C	4,397.53

712/0210-001

Double flanged bend 22.5° type FFK to EN 545
 Ductile Iron
 Double Flanged Bend 22.5° According to DIN EN545
 Standard flange drilling to ISO 7005-2, EN 1092-2:1997
 Epoxy coated according to DIN 30677-2 and GSK guidelines
 WRAS approved materials DN40-600mm



Ref. no.	DN mm	Flange drilling	L mm	Theoretical weight/kg	Units/ Parcel	Deliv. code	Gross Price GBP
712-0040-02-101	40	PN10/16	94	5.7	1	C	121.06
712-0050-02-101	50	PN10/16	104	7.1	1	C	150.80
712-0065-02-101	65	PN10/16	119	9.1	1	C	193.24
712-0080-02-101	80	PN10/16	105	8.4	8	C	190.05
712-0100-02-101	100	PN10/16	110	10	15	C	225.15
712-0125-02-101	125	PN10/16	105	15	1	C	318.53
712-0150-02-101	150	PN10/16	109	15	10	C	339.34
712-0200-02-100	200	PN10	131	23	1	C	459.23
712-0200-02-101	200	PN16	131	23	8	C	459.23
712-0250-02-100	250	PN10	190	37	1	C	769.54
712-0250-02-101	250	PN16	190	36	1	C	769.54
712-0300-02-100	300	PN10	210	51	1	C	1,023.82
712-0300-02-101	300	PN16	210	50	1	C	1,023.82
712-0350-02-100	350	PN10	210	84	1	C	1,882.05
712-0400-02-100	400	PN10	239	77	1	C	2,464.63
712-0500-02-100	500	PN10	185	150	1	C	3,360.83
712-0600-02-100	600	PN10	254	248	1	C	5,556.56



712/0410-001

Double Flanged Bend 45°
Type FFK
According to DIN EN545
Standard flange drilling to ISO
7005-2, EN 1092-2:1997
Epoxy coated according to
DIN 30677-2 and GSK
guidelines
WRAS approved materials
DN40-600mm
Ductile Iron



Ref. no.	DN mm	Flange drilling	L mm	Theoretical weight/kg	Units/ Parcel	Deliv. code	Gross Price GBP
712-0040-04-101	40	PN10/16	140	6.4	1	C	135.94
712-0050-04-101	50	PN10/16	150	8.1	1	C	172.08
712-0065-04-101	65	PN10/16	165	8.6	1	C	212.36
712-0080-04-101	80	PN10/16	130	9.0	20	C	188.90
712-0100-04-101	100	PN10/16	140	11	32	C	201.11
712-0125-04-101	125	PN10/16	150	14	1	C	294.74
712-0150-04-101	150	PN10/16	160	18	18	C	364.35
712-0200-04-100	200	PN10	180	26	1	C	529.79
712-0200-04-101	200	PN16	180	26	8	C	529.79
712-0250-04-100	250	PN10	350	51	1	C	1,212.54
712-0250-04-101	250	PN16	350	50	1	C	1,212.54
712-0300-04-100	300	PN10	400	71	1	C	1,462.48
712-0300-04-101	300	PN16	400	71	1	C	1,462.48
712-0350-04-100	350	PN10	298	80	1	C	2,138.72
712-0400-04-100	400	PN10	324	90	1	C	2,183.96
712-0400-04-101	400	PN16	324	101	1	C	2,183.96
712-0500-04-100	500	PN10	375	178	1	C	4,637.98
712-0500-04-101	500	PN16	375	207	1	C	4,637.98
712-0600-04-100	600	PN10	426	198	1	C	7,012.93
712-0600-04-101	600	PN16	426	249	1	C	7,012.93

712/0610-001

Double Flanged Bend 90°
According to DIN EN545
Standard flange drilling to ISO
7005-2, EN 1092-2:1997
Epoxy coated according to
DIN 30677-2 and GSK
guidelines
WRAS approved materials
DN40-600mm
Ductile Iron



Ref. no.	DN mm	Flange drilling	L mm	Theoretical weight/kg	Units/ Parcel	Deliv. code	Gross Price GBP
712-0040-06-101	40	PN10/16	140	5.2	1	C	117.47
712-0050-06-101	50	PN10/16	150	6.4	1	C	141.90
712-0065-06-101	65	PN10/16	165	8.2	1	C	176.89
712-0080-06-101	80	PN10/16	165	9.4	80	C	171.61
712-0100-06-101	100	PN10/16	180	12	32	C	205.18
712-0125-06-101	125	PN10/16	200	18	1	C	337.53
712-0150-06-101	150	PN10/16	220	19	18	C	341.50
712-0200-06-100	200	PN10	260	29	1	C	581.99
712-0200-06-101	200	PN16	260	28	6	C	581.99
712-0250-06-100	250	PN10	350	46	1	C	916.52
712-0300-06-100	300	PN10	400	65	1	C	1,449.31
712-0300-06-101	300	PN16	400	65	1	C	1,449.31
712-0350-06-100	350	PN10	450	85	1	C	2,531.86
712-0350-06-101	350	PN16	450	91	1	C	2,531.86
712-0400-06-100	400	PN10	500	108	1	C	2,629.45
712-0500-06-100	500	PN10	600	168	1	C	4,258.54
712-0600-06-100	600	PN10	700	269	1	C	8,536.55

712/1010-001

All flanged Tee type T to EN
545
Ductile Iron
All Flanged Tee
According to DIN EN545
Series A.
Standard flange drilling to
ISO 7005-2, EN 1092-
2:1997.
Epoxy coated according to
DIN 30677-2 and GSK
guidelines.
WRAS approved materials
DN40-600mm



Ref. no.	DN mm	DN2 mm	Flange drilling	L mm	H mm	Theoretical weight/kg	Units/ Parcel	Deliv. code	Gross Price GBP
712-0040-10-101	40	40	PN10/16	280	140	8.0	1	C	177.09
712-0050-10-101	50	50	PN10/16	300	150	9.9	20	C	204.29
712-0051-10-101	50	40	PN10/16	300	145	9.7	1	C	205.97
712-0065-10-101	65	65	PN10/16	330	165	13	1	C	281.05
712-0066-10-101	65	50	PN10/16	330	158	12	1	C	254.88
712-0067-10-101	65	40	PN10/16	330	153	12	1	C	254.88
712-0080-10-101	80	80	PN10/16	330	165	14	40	C	256.65
712-0081-10-101	80	65	PN10/16	330	160	14	1	C	284.37
712-0082-10-101	80	50	PN10/16	330	160	13	20	C	284.37
712-0083-10-101	80	40	PN10/16	310	135	12	1	C	284.37
712-0100-10-101	100	100	PN10/16	360	180	18	16	C	305.93
712-0101-10-101	100	80	PN10/16	360	175	17	1	C	338.98
712-0102-10-101	100	65	PN10/16	360	170	17	1	C	338.98
712-0103-10-101	100	50	PN10/16	360	170	16	21	C	338.98
712-0104-10-101	100	40	PN10/16	320	145	14	1	C	338.98
712-0125-10-101	125	125	PN10/16	400	200	23	1	C	438.36
712-0126-10-101	125	100	PN10/16	400	195	21	1	C	438.36
712-0127-10-101	125	80	PN10/16	400	190	21	15	C	438.36
712-0128-10-101	125	65	PN10/16	400	185	20	1	C	438.36
712-0129-10-101	125	50	PN10/16	400	185	19	1	C	438.36
712-0130-10-101	125	40	PN10/16	330	160	17	1	C	438.36



712/1010-001

continued from previous page

All flanged Tee type T to EN 545

Ductile Iron

All Flanged Tee According to DIN EN545 Series A.

Standard flange drilling to ISO 7005-2, EN

1092-2:1997.

Epoxy coated according to DIN 30677-2 and GSK

guidelines.

WRAS approved materials DN40-600mm



Ref. no.	DN	DN2	Flange	L	H	Theoretical	Units/	Deliv.	Gross
	mm	mm	drilling	mm	mm	weight/kg	Parcel	code	Price GBP
712-0150-10-101	150	150	PN10/16	440	220	29	10	C	533.85
712-0151-10-101	150	125	PN10/16	440	215	27	1	C	591.52
712-0152-10-101	150	100	PN10/16	440	210	26	10	C	460.05
712-0153-10-101	150	80	PN10/16	440	205	25	18	C	509.75
712-0154-10-101	150	65	PN10/16	340	180	24	1	C	509.75
712-0200-10-100	200	200	PN10	520	260	43	1	C	893.17
712-0200-10-101	200	200	PN16	520	260	43	1	C	893.17
712-0201-10-100	200	150	PN10	520	250	40	1	C	805.40
712-0201-10-101	200	150	PN16	520	250	39	1	C	805.40
712-0202-10-100	200	125	PN10	435	240	35	1	C	799.65
712-0202-10-101	200	125	PN16	435	240	35	1	C	799.65
712-0203-10-100	200	100	PN10	520	240	37	1	C	744.18
712-0203-10-101	200	100	PN16	520	240	37	6	C	744.18
712-0204-10-100	200	80	PN10	520	235	37	1	C	829.25
712-0204-10-101	200	80	PN16	520	235	36	6	C	829.25
712-0250-10-100	250	250	PN10	700	350	70	1	C	1,661.67
712-0250-10-101	250	250	PN16	700	350	70	1	C	1,661.67
712-0251-10-100	250	200	PN10	700	325	64	1	C	1,519.59
712-0251-10-101	250	200	PN16	700	325	64	1	C	1,519.59
712-0252-10-100	250	150	PN10	700	300	60	1	C	1,420.58
712-0252-10-101	250	150	PN16	700	300	60	1	C	1,420.58
712-0254-10-100	250	100	PN10	700	275	57	1	C	1,357.21
712-0254-10-101	250	100	PN16	700	275	57	1	C	1,357.21
712-0255-10-100	250	80	PN10	700	265	56	1	C	1,357.21
712-0255-10-101	250	80	PN16	700	265	56	1	C	1,357.21
712-0300-10-100	300	300	PN10	800	400	99	1	C	2,286.73
712-0300-10-101	300	300	PN16	800	400	98	1	C	2,286.73
712-0301-10-100	300	250	PN10	620	330	79	1	C	1,552.93
712-0301-10-101	300	250	PN16	620	330	78	1	C	1,552.93
712-0302-10-100	300	200	PN10	800	350	85	1	C	1,686.08
712-0302-10-101	300	200	PN16	800	350	85	1	C	1,686.08
712-0303-10-100	300	150	PN10	505	310	64	1	C	1,276.17
712-0303-10-101	300	150	PN16	505	310	63	1	C	1,276.17
712-0305-10-100	300	100	PN10	800	300	78	1	C	1,849.23
712-0305-10-101	300	100	PN16	800	300	78	1	C	1,728.78
712-0306-10-100	300	80	PN10	800	290	77	1	C	1,825.18
712-0306-10-101	300	80	PN16	800	290	77	1	C	1,825.18
712-0349-10-100	350	300	PN10	850	425	116	1	C	3,047.12
712-0350-10-100	350	350	PN10	760	380	111	1	C	3,696.95
712-0352-10-100	350	250	PN10	645	360	93	1	C	3,091.95
712-0353-10-100	350	200	PN10	850	325	104	1	C	3,091.95
712-0353-10-101	350	200	PN16	850	325	110	1	C	3,091.95
712-0354-10-100	350	150	PN10	530	340	77	1	C	3,002.39
712-0354-10-101	350	150	PN16	530	340	83	1	C	3,002.39
712-0356-10-100	350	100	PN10	470	330	70	1	C	2,935.14
712-0356-10-101	350	100	PN16	470	330	104	1	C	2,935.14
712-0357-10-100	350	80	PN10	445	325	67	1	C	2,912.73
712-0357-10-101	350	80	PN16	445	325	73	1	C	2,912.73
712-0400-10-100	400	400	PN10	900	450	156	1	C	3,696.95
712-0401-10-100	400	350	PN10	900	450	149	1	C	3,696.95
712-0402-10-100	400	300	PN10	900	350	140	1	C	3,840.93
712-0402-10-101	400	300	PN16	900	450	150	1	C	3,840.93
712-0403-10-100	400	250	PN10	900	350	130	1	C	2,998.90
712-0403-10-101	400	250	PN16	665	390	140	1	C	2,998.90
712-0404-10-100	400	200	PN10	900	350	127	1	C	2,900.35
712-0405-10-100	400	150	PN10	900	350	124	1	C	2,900.35
712-0407-10-100	400	100	PN10	900	350	122	1	C	2,900.35
712-0408-10-100	400	80	PN10	900	350	121	1	C	3,117.16
712-0408-10-101	400	80	PN16	900	350	131	1	C	3,117.16
712-0500-10-100	500	500	PN10	1000	500	216	1	C	4,946.93
712-0500-10-101	500	500	PN16	1000	500	260	1	C	4,946.93
712-0502-10-100	500	400	PN10	1000	500	204	1	C	6,282.99
712-0504-10-100	500	300	PN10	1000	500	194	1	C	5,380.99
712-0504-10-101	500	300	PN16	1000	500	223	1	C	5,380.99
712-0505-10-100	500	250	PN10	1000	400	184	1	C	5,740.59
712-0505-10-101	500	250	PN16	1000	400	214	1	C	5,740.59
712-0506-10-100	500	200	PN10	1000	400	181	1	C	5,515.47



712/1010-001

continued from previous page

All Flanged Tee type T to EN 545

Ductile Iron

All Flanged Tee According to DIN EN545 Series A.

Standard flange drilling to ISO 7005-2, EN

1092-2:1997.

Epoxy coated according to DIN 30677-2 and GSK

guidelines.

WRAS approved materials

DN40-600mm



Ref. no.	DN mm	DN2 mm	Flange drilling	L mm	H mm	Theoretical weight/kg	Units/ Parcel	Deliv. code	Gross Price GBP
712-0507-10-100	500	150	PN10	1000	400	178	1	C	5,515.47
712-0507-10-101	500	150	PN16	1000	400	208	1	C	5,515.47
712-0509-10-100	500	100	PN10	1000	400	176	1	C	5,207.17
712-0509-10-101	500	100	PN16	1000	400	206	1	C	5,207.17
712-0600-10-100	600	600	PN10	1100	550	303	1	C	8,906.20
712-0600-10-101	600	600	PN16	1100	550	380	1	C	8,906.20
712-0603-10-100	600	400	PN10	1100	550	275	1	C	9,365.49
712-0603-10-101	600	400	PN16	1100	550	332	1	C	9,365.49
712-0605-10-100	600	300	PN10	1100	550	267	1	C	9,007.05
712-0607-10-100	600	200	PN10	1100	450	254	1	C	8,626.10
712-0610-10-100	600	100	PN10	1100	450	250	1	C	8,514.12
712-0610-10-101	600	100	PN16	1100	450	301	1	C	8,514.12

712/7513-001

Flange spigot piece type F to EN 545

Ductile Iron

Flanged Tyton Spigot

According to DIN 545 Series A.

Standard flange drilling to ISO 7005-2, EN 1092-

2:1997.

Epoxy coated according to DIN 30677-2 and GSK

guidelines.

DN40-600mm



Ref. no.	DN mm	D mm	L mm	Flange drilling	Theoretical weight/kg	Units/ Parcel	Deliv. code	Gross Price GBP
712-0040-75-131	40	56	335	PN10/16	4.6	1	C	131.11
712-0050-75-131	50	66	340	PN10/16	5.6	10	C	154.79
712-0065-75-131	65	82	345	PN10/16	7.3	1	C	195.14
712-0080-75-131	80	98	350	PN10/16	7.7	29	C	204.91
712-0100-75-131	100	118	360	PN10/16	11	24	C	218.99
712-0125-75-131	125	144	370	PN16	14	12	C	307.83
712-0200-75-130	200	222	400	PN10	27	1	C	552.06
712-0200-75-131	200	222	400	PN16	27	10	C	552.06
712-0250-75-130	250	274	420	PN10	38	1	C	923.44
712-0250-75-131	250	274	420	PN16	38	1	C	923.44
712-0300-75-130	300	326	440	PN10	51	1	C	1,339.54
712-0300-75-131	300	326	440	PN16	51	1	C	1,339.54
712-0350-75-130	350	378	460	PN10	65	1	C	1,708.05
712-0350-75-131	350	378	460	PN16	68	1	C	1,708.05
712-0400-75-130	400	429	480	PN10	79	1	C	2,070.73
712-0400-75-131	400	429	480	PN16	79	1	C	2,070.73
712-0500-75-130	500	532	520	PN10	115	1	C	3,366.12
712-0600-75-130	600	635	560	PN10	162	1	C	4,868.77



ACCESSORIES

Water and Wastewater Valves

AVK UK accessories to suit water, wastewater and check valves. The range consists of handwheels, extension spindles, stem caps, guard kits and gearboxes.

04/30-004

Extension Spindle for Gate Valves
To suit any AVK valve DN50-600 with 35 or 48mm square male/female cap top
Solid or tubular version
Ductile Iron



Ref. no.	Theoretical weight/kg	Units/ Parcel	Deliv. code	Gross Price GBP
04-04830-4-010002	1.9	4	A	125.36
04-04830-4-015002	2.2	34	A	138.22
04-04830-4-020002	2.6	41	A	140.75
04-04830-4-0225-02	2.7	100	A	144.55
04-04830-4-025002	2.9	34	A	144.97
04-04830-4-030002	3.3	100	A	147.63
04-04830-4-040002	4.0	36	A	162.10
04-04830-4-045002	4.3	50	A	163.89
04-04830-4-050002	4.6	50	A	171.23
04-04830-4-060002	5.3	50	A	185.19

08/A-001

Handwheels complete with retaining screw and washer.
To suit Series 06, 21, 37, 54 and 55 gate valves and harsh environments
DN50-600
Clockwise close
Clockwise to open available upon request
Ductile Iron



Ref. no.	DN/DN	D mm	Theoretical weight/kg	Units/ Parcel	Deliv. code	Gross Price GBP
08-100-01-00	100-100	280	2.8	30	A	95.90
08-200-00-00	200 - 200	360	5.7	1	A	178.09
08-200-01-00	200	360	5.3	20	A	178.09
08-250-02-00	250 - 300	500	8.5	1	A	479.48

08/A-004

Handwheels complete with retaining screw and washer.
To suit Series 06, 21, 37, 54 and 55 gate valves and harsh environments
DN50-600
Clockwise close
Clockwise to open available upon request
Cast Iron
Clockwise to Close



Ref. no.	DN/DN	D mm	Theoretical weight/kg	Units/ Parcel	Deliv. code	Gross Price GBP
08-050-01-000	40 - 50	180	1.5	1	C	69.60
08-080-02-000	65 - 80	225	1.5	1	C	68.51
08-100-01-000	100 - 100	280	2.8	1	C	125.28
08-150-02-000	125 - 150	320	3.6	1	A	126.84
08-200-01-000	200 - 200	360	5.3	1	C	222.81
08-250-02-000	250 - 300	500	8.6	1	C	479.48
08-400-01-000 ⁽¹⁾	350 - 500	640	15	26	A	528.24
08-600-01-000 ⁽²⁾	450 - 600	800	20	1	C	808.65

⁽¹⁾ Square stem

⁽²⁾ CTC, for series 06 and 46

08/D-001

Stemcap complete with retaining screw and washer (Includes red/white insert caps)
RAL 5017
To suit Series 01, 21, 29, 32, 36, 37, 54 and 55 gate valves
DN50-600
Cast Iron
Clockwise to Close



Ref. no.	DN mm	DN/DN	F mm	Theoretical weight/kg	Units/ Parcel	Deliv. code	Gross Price GBP
08-100-51000	100	50-100	28-35	0.6	1	A	47.95
08-150-51000	150	150	28-35	1.0	1	B	61.65
08-200-51000	200	200-300	28-35	1.4	1	B	82.19
08-400-51000	400	350-400	40-48	3.1	1	C	188.36



41/D-001

Swing Check Valve Lever and Weight Kit
RAL 5017
Ductile Iron
DN50-300
DN400-600 available upon request



Ref. no.	DN/DN	Theoretical weight/kg	Units/ Parcel	Deliv. code	Gross Price GBP
41-080-23-000	50 - 80	2.8	100	A	95.90
41-100-23-000	100 - 100	2.9	100	A	126.72
41-150-23-000	125 - 150	5.6	50	A	157.54
41-200-23-000	200 - 200	5.7	40	A	191.79
41-300-23-000	250 - 300	13	24	A	335.63

41/I-002

Transparent Guard Kit for Swing Check Valves
100% recycled virgin ABS plastic
Fully compliant with health and safety legislation
RAL5017 Blue casing with transparent cover
All fasteners and fixings A4 Stainless steel
DN50-300



Ref. no.	DN/DN	Theoretical weight/kg	Units/ Parcel	Deliv. code	Gross Price GBP
41-080-50-009	50 - 80	2.0	1	A	357.91
41-100-50-009	100 - 100	2.2	1	A	424.67
41-150-50-009	125 - 150	5.0	1	A	547.96
41-200-50-009	200 - 200	7.0	1	A	657.55
41-300-50-009	250 - 300	10	1	A	753.46

758/10-001

Multi-Turn AVK Bevel Gearbox. For use with AVK Series 21 and 37 Gate Valves (50mm to 300mm. 1.5:1 ratio Output. F10 Mounting Flange
Ductile Iron



Ref. no.	Theoretical weight/kg	Units/ Parcel	Deliv. code	Gross Price GBP
758-10-0-000	5.2	1	A	1,281.45



SMART WATER & PRESSURE MANAGEMENT

INTELLIGENT SOLUTIONS FOR SMARTER NETWORKS



REAL-TIME MONITORING | PRESSURE FLOW & CONTROL | DATA-DRIVEN

CASE STUDY

REDUCING CARBON FOOTPRINT AND INCREASING OPERATIONAL FLEXIBILITY

Rugeley is a market town located in Staffordshire, midway between Lichfield in the south and Stafford in the north. It is located near the boundary of the areas covered by South Staffordshire Water (South Staffs) and Severn Trent Water (STW).

STW and South Staffs both trade bulk water supplies across their common boundary. One of the shared pipelines is located at Brindley Bank in Rugeley where South Staffs transfers water to STW to enable it to fill a local reservoir. The transfer takes place at night between midnight and 6am. An AVK UK pressure reduction valve (PRV) was installed and an engineer would manually operate a downstream gate valve at midnight and manually close it in the morning to enable the transfer of water to proceed.

Automatic, intelligent operation

AVK UK and Flowco, working for Severn Trent, have exchanged the pilot circuit from pressure reducing to multi-function flow control and retrofitted an AVK UK smart pressure management device (PMD). The PMD automatically opens and closes the valve to control the flow at the required times.

“THIS SMART PMD INSTALLATION IS A GREAT EXAMPLE OF HOW A RELATIVELY SIMPLE PROCEDURE CAN HAVE A HUGE IMPACT ON CLEAN WATER OPERATIONS”

Anthony Whittam

HEAD OF SMART WATER AND PRESSURE MANAGEMENT - AVK UK



It will soon be possible to change these times remotely once the Modbus protocol is set up thereby removing any need to ever visit the site.

Reduced carbon footprint

This simple retrofit removes the need for 730 operative visits throughout the period of one year, reduces STW's carbon footprint, and greatly increases the operational flexibility of the valve. Although the PMD is currently measuring and controlling flow, it also has the ability to measure pressure and level as well.



Scan to read the full case study on our website.

VISIT AVKUK.CO.UK





SMART WATER & PRESSURE MANAGEMENT

AVK UK's Smart Water and pressure management solutions empower water utilities with real-time insight and intelligent control across their networks. Using advanced IoT sensors and digital platforms, AVK UK Smart Water technology continuously monitors key assets to provide accurate, actionable data that supports proactive network management. Designed to improve efficiency and resilience, AVK UK's Smart gate valves, hydrants and air valves, along with check valves and control valves, help utilities optimise pressure management, reduce leaks and bursts, and enhance overall system performance.

By turning essential infrastructure into intelligent, connected assets, AVK UK's Smart Water and pressure management products pave the way for a more sustainable, data-driven future for the water industry.



AVK UK SMART WATER

Intelligent Monitoring for a More Efficient Water Network

AVK UK Smart Water is an advanced digital monitoring solution that uses IoT sensors and intelligent software to give water utilities real-time insights into their network performance.

Our Smart Water solutions combine a comprehensive product range with intelligent sensing and data-driven insights to help utilities monitor, manage, and optimise their networks.

From pressure and flow measurement to leakage detection and network control, our solutions provide the tools and information needed to make proactive decisions, improve efficiency, and enhance system resilience.

By integrating products into a connected network, this enables a solutions-led approach that turns everyday operational challenges into opportunities for smarter, more sustainable water management.

21/35-002

Smart Water Resilient Seated Gate Valve with Vidi Positioner
BS EN 1074-1&2 / BS 5163-1&2
EPDM rubber wedge
WRAS approved
Blue FBE coating
WIMES 8.09 compliant
Reg 31 compliant
LoRa available upon request
Ductile Iron
Standard flange drilling to BS EN 1092 (ISO 7005-2)
DN50-200
Clockwise to open available on request.



Ref. no.	DN mm	Operating Direction	Communi-cation	PN Class	Theoretical weight/kg	Units/ Parcel	Deliv. code	Gross Price GBP
21-050-35-J140069010	50	CTC	NB-IoT	PN16	14	1	A	3,078.54
21-080-35-J140069010	80	CTC	NB-IoT	PN16	14	1	C	2,332.98
21-100-35-J140069010	100	CTC	NB-IoT	PN16	17	1	C	2,362.44
21-150-35-J140069010	150	CTC	NB-IoT	PN16	29	1	C	2,509.52
21-200-35-J140069010	200	CTC	NB-IoT	PN16	47	4	C	2,779.32

21/87-001

Resilient Seated Gate Valve with Vidi Positioner and inserts for Smart Water
BS EN 1074-1&2 / BS 5163-1&2
EPDM rubber wedge
WRAS approved
Blue FBE coating
WIMES 8.09 compliant
Reg 31 compliant
LoRa available upon request
Ductile Iron
Clockwise to Close
Standard flange drilling to BS EN 1092 (ISO 7005-2)
Clockwise to open available on request.



Ref. no.	DN mm	Communi-cation	Operating Direction	PN Class	Theoretical weight/kg	Units/ Parcel	Deliv. code	Gross Price GBP
21-050-87-J140069008	50	NB-IOT	CTC	PN16	15	25	A	3,576.72
21-080-87-J140069008	80	NB-IOT	CTC	PN16	16	20	A	4,629.54
21-100-87-J140069008	100	NB-IOT	CTC	PN16	18	15	A	4,750.29
21-150-87-J140069008	150	NB-IOT	CTC	PN16	31	9	C	5,126.23
21-200-87-J140069008	200	NB-IOT	CTC	PN16	49	4	A	5,766.73

36/89-003

Smart Water Resilient Seated Gate Valve with Vidi Positioner and PE Pipe Ends,
NB-IoT version
BS EN 1074-1&2 / BS 5163-2
EPDM rubber wedge
WRAS approved
Blue FBE Coating
WIMES 8.09 compliant
Reg 31 compliant
Ductile Iron
Clockwise to Close
OD 90-315mm
Option: Clockwise to Open available



Ref. no.	D mm	PN Class	Communi-cation	Operating Direction	Theoretical weight/kg	Units/ Parcel	Deliv. code	Gross Price GBP
36-090-89-3632699910	90	PN16	Nb-IOT	CTC	14	1	C	3,507.17
36-125-89-3632699910	125	PN16	Nb-IOT	CTC	23	1	C	3,711.98
36-180-89-3632699910	180	PN16	Nb-IOT	CTC	36	1	C	4,390.64
36-225-89-3632699910	225	PN16	Nb-IOT	CTC	75	1	C	4,934.38



29/91-004

Clearway Through Bore Fire Hydrant with Vidi Positioner BS750 Type 3
 Fixed Stopper Kitemarked, WRAS Approved
 Blue FBE coating
 Universally drilled flange to BS EN 1092:1997
 Auto Frost valve as standard
 Outlet options:
 Gunmetal, Belfast, Instantaneous, London V Thread, Bayonet, Stainless Steel
 Data logger connection point option
 WIMES 8.09 compliant
 Reg 31 compliant
 Ductile Iron
 Clockwise to Close
 Option: Clockwise to open.
 DN80



Ref. no.	DN mm	PN Class	Theoretical weight/kg	Operating Direction	Units/ Parcel	Deliv. code	Gross Price GBP
29-080-91-52034369026	80	PN16	20	CTC	1	C	5,011.95

701/75-011

Squat Combination Smart Air Valve for Waste Water PN16
 Double orifice
 Reinforced nylon body
 10 Bar rated
 Standard flange drilling to EN 1092-2 (ISO 7005-2)
 Wimes 8.09 compliant



Ref. no.	DN mm	Theoretical weight/kg	Units/ Parcel	Deliv. code	Gross Price GBP
701-080-75-09001301	80	7.0	1	A	14,189.83
701-080-75-09001302	80	9.4	1	A	16,791.06

701/95-011

Combination Waste Water Smart Air Valve PN16
 Large Orifice
 Reinforced Polyamide Body
 10 Bar rate
 Connection External BSP Thread
 Wimes 8.09 compliant
 DN50-80



Ref. no.	DN mm	H3 mm	Theoretical weight/kg	Units/ Parcel	Deliv. code	Gross Price GBP
701-080-95-19003301	80	590	7.0	1	A	12,318.56
701-080-95-19003302	80	700	9.4	1	A	14,873.84

3001/001-001

VIDI Pressure For measuring water pressure
 Pressure data is transmitted wirelessly, via radio frequency (LoRa or NB-IoT)
 CE-approved
 RED-approved
 Battery life: 10 Years
 IP Class 68



Ref. no.	Communi-cation	Theoretical weight/kg	Units/ Parcel	Deliv. code	Gross Price GBP	
3001-001-002-000	LORA	5 M	0.1	30	C	3,127.65
3001-001-005-000	NB-IOT	5 M	0.1	30	A	3,127.65



3001/002-001

VIDI Flow
For transmitting water volume

Flow data is transmitted wirelessly, via radio frequency (LoRa or NB-IoT)
CE-approved
RED-approved
Battery life: 10 Years
IP Class 68



Ref. no.	Communi- cation		Theoretical weight/kg	Units/ Parcel	Deliv. code	Gross Price GBP
3001-002-002-000	LORA	5 M	0.1	1	C	2,345.67
3001-002-005-000	NB-IOT	5 M	0.1	30	A	2,345.67

3001/003-001

VIDI Temperature
For measuring water temperature

Temperature data transmitted wirelessly via radio frequency (LoRa or NB-IoT)
CE-approved
RED-approved
Battery life: 10 Years
IP Class 68



Ref. no.	Communi- cation		Theoretical weight/kg	Units/ Parcel	Deliv. code	Gross Price GBP
3001-003-006-000	LORA	5 M	0.1	30	C	2,736.67
3001-003-009-000	NB-IOT	5 M	0.1	30	A	2,736.67

3001/004-001

VIDI Level sensor
For measuring distance to nearest surface

Level data is transmitted wirelessly via radio frequency (LoRa or NB-IoT)
CE-approved
RED-approved
Battery life: 10 Years
IP Class 68



Ref. no.	Communi- cation		Theoretical weight/kg	Units/ Parcel	Deliv. code	Gross Price GBP
3001-004-005-00000	NB-IOT	5 M	0.3	30	A	3,753.16
3001-004-006-00000	LORA	5 M	0.3	1	C	3,753.16

3004/001-001

VIDI Open/Close
Position indicator for valves

Position data is transmitted wirelessly, via radio frequency (LoRa or NB-IoT)
CE-approved
RED-approved
Battery life: 10 Years
IP Class 68



Ref. no.	Communi- cation		Theoretical weight/kg	Units/ Parcel	Deliv. code	Gross Price GBP
3004-001-002-000	LORA	5 M	0.1	1	C	2,345.67
3004-001-015-000	NB-IOT	5 M	0.1	30	C	2,345.67

3002/100-001

VIDI Positioner
Position indicator for underground hydrant
Position data is transmitted wirelessly, via radio frequency (LoRa or NB-IoT)
CE-approved
RED-approved
Battery life: 10 Years
IP Class 68



Ref. no.	Communi- cation	H3 mm	D mm	F mm	Theoretical weight/kg	Units/ Parcel	Deliv. code	Gross Price GBP
3002-100-001-000	LORA	102	74	28.5	0.1	1	A	2,345.67
3002-100-003-000	NB-IoT	102	74	28.5	0.1	1	A	1,227.35



3004/100-001

VIDI Positioner
 Position indicator for AVK gate valves
 Position data is transmitted wirelessly, via radio frequency (LoRa or NB-IoT)
 CE-approved
 RED-approved
 Battery life: 10 Years
 IP Class 68
 Gate valve positioner for 3rd party gate valves with external antenna available upon request.



Ref. no.	Communi- cation	H3 mm	D mm	F mm	Theoretical weight/kg	Units/ Parcel	Deliv. code	Gross Price GBP
3004-100-001-000	LORA	58	101	32.5	0.2	1	A	2,345.67
3004-100-005-000	NB-IOT	58	101	32.5	0.2	1	A	2,345.67

3004/100-002

NEW

VIDI Positioner with External Antenna
 Position indicator for BS5163 gate valves
 Position data is transmitted wirelessly, via radio frequency NB-IoT
 CE-approved
 RED-approved
 Battery life: 10 Years
 IP Class 68



Ref. no.	H3 mm	D mm	F mm	Theoretical weight/kg	Units/ Parcel	Deliv. code	Gross Price GBP
3004-100-008-000	46	101	33.5	1.3	1	C	1,597.44

3005/002-001

VIDI Cloud
 Cloud-based visualisation and management platform for AVK Smart Water IoT devices.



Ref. no.	VIDI	Units/ Parcel	Deliv. code	Gross Price GBP
3005-002-001-000 ⁽¹⁾	LoRa DEVICE HUB	1	C	4,691.35
3005-002-007-000 ⁽²⁾	BASIC	1	C	15,637.99

⁽¹⁾ VIDI Device Hub for LoRa per sensor per month
⁽²⁾ VIDI cloud Basic - Software , no limit on numbers of sensors



CHECK VALVES

For Pressure Management and Network Safety

Check valves are critical for protecting pipelines, pumps, and network assets by preventing backflow and controlling pressure surges.

By ensuring flow moves in the right direction, they help maintain system stability, reduce stress on infrastructure, and safeguard water quality.

AVK UK check valves combine robust construction with proven performance,

delivering reliable operation across water, wastewater, and industrial networks. Designed for durability, efficiency, and minimal maintenance, they provide confidence that your network remains safe, resilient, and pressure-managed under all conditions.

41/20-001

Free Shaft End Check Valve to BS EN 1074-3 / EN 558-1 series 48
Blue FBE coating
Resilient seated disc: EPDM rubber with a steel insert
BS EN 1092-2 (ISO 7005-2)
WIMES 8.09 compliant
Reg 31 compliant
Ductile Iron
DN50-300



Ref. no.	DN mm	Flange drilling	Theoretical weight/kg	Units/ Parcel	Deliv. code	Gross Price GBP
41-050-20-018	50	PN10/16	14	20	A	684.95
41-080-20-018	80	PN10/16	17	16	A	684.95
41-100-20-018	100	PN10/16	22	12	A	753.46
41-150-20-018	150	PN10/16	42	8	A	1,356.20
41-200-20-018	200	PN16	67	4	A	2,183.28
41-250-20-018	250	PN16	161	2	A	5,146.82
41-300-20-018	300	PN16	238	2	A	6,111.35

41/36-001

Free Shaft End Check Valve to BS EN 1074-3/ EN 588 series 48
Metal seated disc, lever & weight right hand side
Electrostatically applied epoxy resin to DIN 30677-2 internally and externally
WIMES 8.09 compliant
Reg 31 compliant
Ductile Iron
DN350-600
Available upto DN1000 upon request



Ref. no.	DN mm	Flange drilling	Theoretical weight/kg	Units/ Parcel	Deliv. code	Gross Price GBP
41-350-36-01800	350	PN16	257	1	A	12,329.12
41-400-36-01800	400	PN16	345	1	A	14,726.46
41-450-36-01800	450	PN16	477	1	A	17,466.26
41-500-36-01800	500	PN16	637	1	A	22,603.38
41-600-36-01800	600	PN16	851	1	A	30,137.84

41/36-007

Free Shaft End Check Valve to BS EN 1074-3/ EN 588 series 48
Metal seated disc, R/H lever, weight and guard
Electrostatically applied epoxy resin to DIN 30677-2 internally and externally
WIMES 8.09 compliant
Reg 31 compliant
Ductile Iron
DN350-600



Ref. no.	DN mm	Flange drilling	Theoretical weight/kg	Units/ Parcel	Deliv. code	Gross Price GBP
41-350-36-0180060	350	PN16	269	1	A	13,699.02
41-400-36-0180060	400	PN16	358	1	A	16,096.36
41-450-36-0180060	450	PN16	497	1	A	19,178.63
41-500-36-0180060	500	PN16	660	1	C	24,658.24
41-600-36-0180060	600	PN16	869	1	C	31,507.75



41/39-001

Free Shaft End Check Valve to BS EN 1074-3 / EN 558 series 48 Metal Seated Disc Electrostatically applied epoxy resin to DIN 30677-2 internally and externally BS EN 1092-2 (ISO 7005-2) WIMES 8.09 compliant Reg 31 compliant Ductile Iron DN50-300



Ref. no.	DN mm	Product PN Class	Flange drilling	Theoretical weight/kg	Units/ Parcel	Deliv. code	Gross Price GBP
41-050-39-01800	50	PN16	PN10/16	15	20	A	890.44
41-080-39-01800	80	PN16	PN10/16	16	16	A	890.44
41-100-39-01800	100	PN16	PN10/16	21	12	A	1,027.44
41-150-39-01800	150	PN16	PN10/16	37	8	A	1,917.86
41-200-39-01800	200	PN16	PN16	60	4	A	3,166.92
41-250-39-01800	250	PN16	PN16	132	2	A	7,234.31
41-300-39-01800	300	PN16	PN16	210	2	A	9,076.31

41/39-004

Free Shaft End Check Valve to BS EN 1074-3 / EN 558 series 48 Metal seated disc Electrostatically applied epoxy resin to DIN 30677-2 internally and externally WIMES 8.09 compliant Reg 31 compliant Ductile Iron DN350-600



Ref. no.	DN mm	Flange drilling	Theoretical weight/kg	Units/ Parcel	Deliv. code	Gross Price GBP
41-350-39-01800	350	PN16	233	1	C	13,664.77
41-400-39-01800	400	PN16	305	1	A	13,664.77
41-450-39-01800	450	PN16	436	1	C	16,438.83
41-500-39-01800	500	PN16	577	1	C	20,335.38
41-600-39-01800	600	PN16	791	1	A	28,082.99

641/11-003

Single Door Recoil Non Slam Metal Seated Check Valve Flange drilling to BS EN 1092-2 (ISO 7005-2) Epoxy coated according to DIN 30677-2 & GSK WIMES 8.09 compliant Reg 31 compliant Ductile Iron DN100-500 PN25 Available



Ref. no.	DN mm	Flange drilling	Theoretical weight/kg	Units/ Parcel	Deliv. code	Gross Price GBP
641-0100-11-100050	100	PN16	79	1	C	5,741.94
641-0150-11-100050	150	PN16	143	1	A	8,219.41
641-0200-11-100050	200	PN16	270	1	C	13,699.02
641-0250-11-100050	250	PN16	417	1	C	17,798.25
641-0300-11-100050	300	PN16	591	1	C	23,197.08
641-0350-11-100050	350	PN16	917	1	C	30,822.79
641-0400-11-100050	400	PN16	890	1	C	23,753.78
641-0450-11-100050	450	PN16	1295	1	C	44,201.54
641-0500-11-100050	500	PN16	1986	1	C	51,371.32

641/21-002

Multi Door Recoil Non Slam Metal Seated Check Valve Flange Drilling to BS EN 1092-2 (ISO 7005-2) Coating: Internal and external blue fusion bonded epoxy 250 micron WIMES 8.09 compliant Reg 31 compliant Ductile Iron DN600-1200 PN25 Available



Ref. no.	DN mm	Flange drilling	Theoretical weight/kg	Units/ Parcel	Deliv. code	Gross Price GBP
641-0600-21-100000	600	PN16	1500	1	C	61,645.59
641-0700-21-100000	700	PN16	1967	1	C	82,194.14
641-0800-21-100000	800	PN16	1836	1	C	92,468.43
641-0900-21-100000	900	PN16	3773	1	C	136,990.24
641-1000-21-100000	1000	PN16	4190	1	C	157,538.77
641-1200-21-100000	1200	PN16	6089	1	C	260,281.44

642/60-001

Flangeless wafer type to EN 558 series 16 Coating: Polyurethane or Epoxy coated Ductile iron PN16 WIMES 8.09 compliant Reg 31 compliant Cast Iron DN50-500 DN600 available upon request



Ref. no.	DN mm	Theoretical weight/kg	Units/ Parcel	Deliv. code	Gross Price GBP
642-0050-60-2065026000	50	1.3	1	C	684.95
642-0065-60-2065026000	65	1.8	1	C	890.44
642-0150-60-2065026000	150	8.5	1	C	1,369.90
642-0200-60-2065026000	200	13	1	C	1,917.86
642-0300-60-2065026000	300	36	1	C	3,767.24
642-0450-60-2065026000	450	85	1	C	21,382.80
642-0500-60-2165026000	500	105	1	C	22,603.38



53/30-005

Ball Check Valve
Self Cleaning Construction
Full Bore for low pressure
loss and minimum back
pressure
Designed to EN 12050-4
Face to Face according to
DIN 3202-F6
Aluminium Ball with NBR
Liner
WIMES 8.09 compliant
Reg 31 compliant
Ductile Iron
DN50



Ref. no.	DN mm	BSP thread Inch	Product PN Class	Theoretical weight/kg	Units/ Parcel	Deliv. code	Gross Price GBP
53-050-30-9007	50	2"	PN10	3.0	1	C	328.78



53/35-003

Flanged Ball Check Valve
Self Cleaning Construction
Full Bore for low pressure
loss and minimum back
pressure
Designed to EN 12050-4
Face to Face according to
DIN 3202-F6
Flange Drilling to EN 1092-2
(ISO 7005-2)
Aluminium Ball (DN50-100 &
500) or Cast Iron (DN125-
400) with NBR Liner
WIMES 8.09 compliant
Reg 31 compliant
Ductile Iron
DN80-500



Ref. no.	DN mm	Flange drilling	Product PN Class	Theoretical weight/kg	Units/ Parcel	Deliv. code	Gross Price GBP
53-050-35-1007	50	PN10/16	PN10	7.5	1	C	328.78
53-065-35-1007	65	PN10/16	PN10	10	1	C	582.38
53-080-35-1007	80	PN10/16	PN10	12	1	C	684.95
53-100-35-1007	100	PN10/16	PN10	16	1	C	890.44
53-150-35-1007	150	PN10/16	PN10	32	1	C	1,506.89
53-200-35-0007	200	PN10	PN10	68	1	C	2,123.36
53-200-35-1007	200	PN16	PN10	68	1	C	2,123.36
53-250-35-0007	250	PN10	PN10	93	1	C	3,767.24
53-300-35-0007	300	PN10	PN10	124	1	C	4,726.17
53-300-35-1007	300	PN16	PN10	124	1	C	4,726.17
53-400-35-1007	400	PN16	PN10	416	1	C	25,935.84
53-500-35-0007 ⁽¹⁾	500	PN10	PN10	712	1	C	30,598.48

⁽¹⁾ Approximate TÜV test



876/00-001

Nozzle Check Valve, Single
Stem,
To BS EN1074-3 and
EN12266 / EN 558 Series
14.
WRAS approved materials.
WIMES 8.09 compliant
Reg 31 compliant.
Coating 150µm fusion
bonded epoxy.
Ductile Iron
Ductile Iron
DN50-350



Ref. no.	DN mm	Flange drilling	Theoretical weight/kg	Units/ Parcel	Deliv. code	Gross Price GBP
876-0080-00-11102012	80	PN16	11	1	C	1,920.24
876-0100-00-11102012	100	PN16	15	1	C	2,496.24
876-0200-00-01102012	200	PN10	39	1	C	6,336.48
876-0200-00-11102012	200	PN16	39	1	C	6,336.48
876-0250-00-01102012	250	PN10	57	1	C	11,520.96
876-0250-00-11102012	250	PN16	57	1	C	11,520.96
876-0300-00-01102012	300	PN10	73	1	C	14,401.08
876-0300-00-11102012	300	PN16	73	1	C	14,401.08

**41/I-002**

Transparent Guard Kit for Swing Check Valves
100% recycled virgin ABS plastic
Fully compliant with health and safety legislation
RAL5017 Blue casing with transparent cover
All fasteners and fixings A4 Stainless steel
DN50-300



Ref. no.	DN/DN	Theoretical weight/kg	Units/ Parcel	Deliv. code	Gross Price GBP
41-080-50-009	50 - 80	2.0	1	A	357.91
41-100-50-009	100 - 100	2.2	1	A	424.67
41-150-50-009	125 - 150	5.0	1	A	547.96
41-200-50-009	200 - 200	7.0	1	A	657.55
41-300-50-009	250 - 300	10	1	A	753.46

41/D-001

Swing Check Valve Lever and Weight Kit
RAL 5017
Ductile Iron
DN50-300
DN400-600 available upon request



Ref. no.	DN/DN	Theoretical weight/kg	Units/ Parcel	Deliv. code	Gross Price GBP
41-080-23-000	50 - 80	2.8	100	A	95.90
41-100-23-000	100 - 100	2.9	100	A	126.72
41-150-23-000	125 - 150	5.6	50	A	157.54
41-200-23-000	200 - 200	5.7	40	A	191.79
41-300-23-000	250 - 300	13	24	A	335.63

AVK UK TRAINING & DEMONSTRATION VEHICLE

BOOK THE AVK UK TRAINING AND DEMONSTRATION VEHICLE TO ROLL UP AT YOUR BUSINESS



Call:
01246 479100



Email:
customerservice@avkuk.co.uk





CASE STUDY

AVK UK SMART AIR VALVE PREVENTS POLLUTION INCIDENT AT UK'S FIRST DESIGNATED RIVER BATHING WATER SITE

HOW VIDI IS HELPING TO ADDRESS NETWORK CHALLENGES

In 2020, a stretch of the River Wharfe in Ilkley became the UK's first designated river bathing water site, designated by the Environment Agency.

Known as Wharfe at Cromwheel, Ilkley, the site is extremely popular, with more than 1,700 people using the river and surrounding riverbank on peak days. Bathing water status requires regular monitoring of water quality.

Following successful trials in 2021, Yorkshire Water installed two DN80 ARIsense smart air valves on a 225 mm ductile iron rising main sewage pipe that runs close to the River Wharfe. Standard air valves are essential for network efficiency and safety, but in locations affected by FOG (fats, oils and greases) pollution, there is a risk of clogging. If left undetected, this can lead to pipe failure or the discharge of untreated sewage into the environment.

ARIsense Smart air valves provide continuous monitoring and alert

operations teams to clogging, leakage and overflow risk. In a recent incident at Ilkley, the system alarmed after detecting a potential overflow risk caused by a severe FOG blockage. The blockage had rendered the valve's integral float inoperative, creating two key risks. The rising main was at risk of over-pressurisation or vacuum conditions, potentially leading to pipe burst and environmental damage. There was also a risk that untreated sewage could escape directly from the air valve.

The alert enabled Yorkshire Water to respond quickly, clean the valve internals and return the sewage pipe to full operational capacity, preventing a pollution incident at this sensitive site.

Due to the unpredictable nature of FOG build-up, this is a clear example where reactive, condition-based maintenance is more effective than planned intervention.

ARIsense Smart air valves are one element of AVK UK's comprehensive smart water offering.



Scan to read the full case study on our website.

VISIT [AVKUK.CO.UK](https://www.avkuk.co.uk)



AIR VALVES

For Pressure Managed Networks

Air valves play a critical role in protecting and optimising water and wastewater systems, ensuring pipelines operate safely, efficiently, and without interruption.

In pressure-managed systems, air valves play a vital role in maintaining stable hydraulics and protecting network assets. By controlling air release and admission, they help reduce pressure transients, improve flow efficiency, and support more reliable network operation.

The AVK UK Arisense wastewater air valve goes further by combining proven air management with real-time monitoring and data insight. Designed for smart water applications, it enables proactive maintenance, improved pressure control, and greater visibility of network

performance helping utilities move from reactive response to intelligent, data-driven management.

Air Valves for Water



701/10-001

Automatic Air Release Valve
Reinforced nylon body.
Single orifice
BS EN 1074-4
WRAS approved
Wimes 8.09 compliant
Reg 31 compliant
DN12-25
Options, available upon request:
Isolating ball valve
DN50-80 NP16 Flanges
Brass base



Ref. no.	Connection	PN Class	H3	Theoretical	Units/	Deliv.	Gross
		PN Class	mm	weight/kg	Parcel	code	Price GBP
701-020-10-99003	1/2" BSP	PN16	143	0.3	1	C	232.64
701-025-10-99003	3/4" BSP	PN16	143	0.3	6	A	362.71
701-032-10-99003	1" BSP	PN16	143	0.3	1	C	377.82

701/13-001

Automatic Air Relief Valve
Ductile iron shell. Brass base.
Reinforced nylon body
Blue single orifice
BS EN 1074-4
WRAS approved
Wimes 8.09 compliant
Reg 31 compliant
Cast Iron
DN12-25
Options, available upon request:
Isolating ball valve
DN50-80 NP16 Flanges



Ref. no.	DN	PN Class	Theoretical	Units/	Deliv.	Gross
	mm		weight/kg	Parcel	code	Price GBP
701-012-13-91003	12	PN16	1.7	1	C	368.40
701-019-13-91003	19	PN16	1.7	1	C	467.48
701-025-13-91003	25	PN16	1.7	4	A	496.20

701/30-001

Large Single Orifice Air Valve
Ductile iron body
PN16
BS EN 1074-4
EPDM rubber
Standard flange drilling to
BS EN 1092 (ISO 7005-2)
Blue Epoxy coating
Sizes up to DN300 - available
upon request.
Cast Iron



Ref. no.	DN	Flange	Theoretical	Units/	Deliv.	Gross
	mm	drilling	weight/kg	Parcel	code	Price GBP
701-050-30-41003	50	PN16	8.5	80	A	1,114.67
701-080-30-41003	80	PN16	18	48	A	1,683.06
701-100-30-41003	100	PN16	21	1	A	2,301.23
701-150-30-41003	150	PN16	80	1	A	5,930.81

701/40-010

Combination Air Valve
Double Orifice
Reinforced nylon body
BS EN 1074-4
EPDM rubber
WRAS approved
Wimes 8.09 compliant
Reg 31 compliant
DN12-50



Ref. no.	Connection	PN Class	Theoretical	Units/	Deliv.	Gross
		PN Class	weight/kg	Parcel	code	Price GBP
701-012-40-99003	1/2" BSP	PN16	0.5	1	C	550.86
701-020-40-99003	3/4" BSP	PN16	0.3	1	C	700.01
701-025-40-99003	1" BSP	PN16	0.3	6	A	764.96
701-025-41-99003 (1)	1" BSP	PN16	1.0	1	C	682.83
701-050-40-99003	2" BSP	PN16	1.0	6	A	860.54

(1) 2" BSP thread, brass base

Isolating ball valve option



701/46-010

AVK High Flow Combination Full Bore Air Valve
 PN16
 Ductile Iron
 BS EN 1074-4
 EPDM rubber
 Ductile Iron
 DN50-100
 Isolating ball valve option
 Larger sizes available on request



Ref. no.	DN mm	PN Class PN Class	Theoretical weight/kg	Units/ Parcel	Deliv. code	Gross Price GBP
701-050-46-111534 ⁽¹⁾	50	PN16	7.3	1	A	1,846.61
701-080-46-110034	80	PN16	13	1	A	2,194.95
701-080-46-111534 ⁽¹⁾	80	PN16	13	1	A	2,577.56
701-100-46-110034	100	PN16	18	1	C	3,480.42
701-100-46-111534 ⁽¹⁾	100	PN16	18	1	A	3,686.22

⁽¹⁾ With non-slam element

701/48-011

AVK Reduced Bore Combination Air Valve
 PN16
 Ductile Iron
 BS EN 1074-4
 EPDM rubber
 Ductile Iron
 DN80-200
 Isolating ball valve option
 Larger sizes available on request



Ref. no.	DN mm	PN Class PN Class	Theoretical weight/kg	Units/ Parcel	Deliv. code	Gross Price GBP
701-050-48-110034 ⁽¹⁾	50	PN10	3.9	0	C	1,452.00
701-080-48-110034	80	PN16	7.3	1	A	1,499.13
701-080-48-111534 ⁽²⁾	80	PN16	7.3	1	A	1,524.40
701-100-48-110034	100	PN16	13	1	C	2,345.31
701-100-48-111534 ⁽²⁾	100	PN16	13	1	A	2,367.97
701-150-48-110034	150	PN16	18	1	C	4,124.12
701-150-48-111534 ⁽²⁾	150	PN16	18	1	A	4,112.79

⁽¹⁾ PN10

⁽²⁾ With non-slam check valve

701/50-001

Combination Air Valve Double orifice
 PN16
 Cast Iron / Reinforced Nylon body
 BS EN 1074-4
 EPDM rubber
 WRAS approved
 Standard flange drilling to EN 1092 (ISO 7005-2)
 Epoxy coated according to DIN 30677-2
 Wimes 8.09 compliant
 Reg 31 compliant
 Ductile Iron
 DN50-300
 Isolating ball valve option
 Larger sizes available on request



Ref. no.	DN mm	PN Class PN Class	Theoretical weight/kg	Units/ Parcel	Deliv. code	Gross Price GBP
701-050-50-41003	50	PN16	9.0	1	C	1,321.98
701-058-50-41003	80	PN16	17	1	C	1,495.62
701-080-50-41003	80	PN16	17	1	C	3,191.71
701-100-50-41003	100	PN16	28	1	C	3,250.78
701-150-50-41003	150	PN16	78	1	C	5,930.81

701/60-010

High Performance Combination Air Relief Valve
 Ductile iron body PN16
 BS EN 1074-4
 WRAS approved
 Standard flange drilling to BS EN 1092 (ISO 7005-2)
 Epoxy coated according to DIN 30677-2
 Wimes 8.09 compliant
 Reg 31 compliant
 Ductile Iron
 DN50-300



Ref. no.	DN mm	PN Class PN Class	Theoretical weight/kg	Units/ Parcel	Deliv. code	Gross Price GBP
701-050-60-11003	50	PN16	7.8	1	C	3,467.09
701-080-60-11003	80	PN16	14	1	C	4,434.80

**701/70-010**

Combination Waste Water Air Valve
PN16
Double orifice
Epoxy coated mild steel body
16 Bar rated
Standard flange drilling to EN 1092-2 (ISO 7005-2)
Wimes 8.09 compliant
DN80
Steel



Ref. no.	DN mm	Connection	H3 mm	Theoretical weight/kg	Units/ Parcel	Deliv. code	Gross Price GBP
701-050-70-11003	50	50mm	605	17	1	C	6,685.63
701-080-70-11003	80	80mm	605	18	1	A	5,548.39
701-100-70-11003	100	100mm	605	19	1	C	6,657.75

701/75-010

Squat Combination Waste Water Air Valve
PN16
Double orifice
Reinforced nylon body
10 Bar rated
Standard flange drilling to EN 1092-2 (ISO 7005-2)
Wimes 8.09 compliant



Ref. no.	DN mm	Connection	H3 mm	Theoretical weight/kg	Units/ Parcel	Deliv. code	Gross Price GBP
701-050-75-09001	50	50mm	460	4.2	1	C	2,027.26
701-051-75-09001	50	2" BSP	455	3.7	1	C	2,027.26
701-080-75-09001	80	80mm	460	4.3	1	C	4,391.92
701-081-75-09001	80	3" BSP	455	3.8	1	C	4,391.92
701-100-75-09001	100	100mm	460	6.0	1	C	4,831.11

701/75-011

Squat Combination Smart Air Valve for Waste Water
PN16
Double orifice
Reinforced nylon body
10 Bar rated
Standard flange drilling to EN 1092-2 (ISO 7005-2)
Wimes 8.09 compliant



Ref. no.	DN mm	Theoretical weight/kg	Units/ Parcel	Deliv. code	Gross Price GBP
701-080-75-09001301	80	7.0	1	A	14,189.83
701-080-75-09001302	80	9.4	1	A	16,791.06

701/95-010

Combination Waste Water Air Valve
PN16
Large Orifice
Reinforced Polyamide Body
16 Bar rated
Connection External BSP Thread
Wimes 8.09 compliant
DN50-80



Ref. no.	DN mm	Connection	H3 mm	Theoretical weight/kg	Units/ Parcel	Deliv. code	Gross Price GBP
701-050-95-190033	50	50mm	571	7.5	1	C	5,674.55
701-051-95-99003	50	2" BSP	566	6.8	1	C	5,674.55
701-080-95-190033	80	80mm	571	7.8	1	A	5,820.56
701-100-95-190033	100	100 MM	571	8.0	1	C	5,964.44

701/95-011

Combination Waste Water Smart Air Valve
PN16
Large Orifice
Reinforced Polyamide Body
10 Bar rate
Connection External BSP Thread
Wimes 8.09 compliant
DN50-80



Ref. no.	DN mm	H3 mm	Theoretical weight/kg	Units/ Parcel	Deliv. code	Gross Price GBP
701-080-95-19003301	80	590	7.0	1	A	12,318.56
701-080-95-19003302	80	700	9.4	1	A	14,873.84



701/78-010

Combination Waste Water Air Valve
 PN16
 Double orifice high performance
 Epoxy coated steel body
 16 Bar rated
 Standard flange drilling to EN 1092-2 (ISO 7005-2)
 Wimes 8.09 compliant
 DN80
 Steel



Ref. no.	DN mm	Flange drilling	H3 mm	Theoretical weight/kg	Units/ Parcel	Deliv. code	Gross Price GBP
701-080-78-11003	80	PN10/16	580	25	1	C	8,385.01
701-100-78-11003	100	PN10/16	580	27	1	C	10,226.20

701/79-011

Underground Air Valve System
 PN10
 975mm* deep chamber
 Inclusive of reinforced nylon double orifice air valve including
 isolating slide valve
 10 Bar rated
 Wimes 8.09 compliant
 Clockwise to Close
 Options:
 Variable depths upto
 1170mm
 16 Bar
 High Flow



Ref. no.	DN mm	H3 mm	Theoretical weight/kg	Units/ Parcel	Deliv. code	Gross Price GBP
701-080-79-190010 ⁽¹⁾	80	970	38	1	C	18,942.00
701-081-79-190010 ⁽²⁾	80	970	38	1	C	24,948.00
701-082-79-190013 ⁽³⁾	80	970	38	1	A	21,799.64
701-101-79-190013 ⁽⁴⁾	100	970	38	1	C	25,344.00

- (1) 3" thread, nylon
- (2) 3" thread, stainless steel
- (3) 3" flanged, nylon
- (4) 4" flanged, stainless steel



CONTROL VALVES

Engineered for Precision and Total System Confidence

Control valves are the heart of any efficient flow control system, regulating pressure, flow rate, and temperature with absolute precision.

Our control valve solutions help utilities and industries manage network pressures, prevent surges, and maintain stable flow for optimal system performance.

Designed for demanding water, wastewater, industrial, and infrastructure applications, our range, from pressure reducing and sustaining valves to flow and level control solutions, turns operational challenges into reliable outcomes.

Each valve is engineered for precision, ease of maintenance, and extended service life, giving operators greater control, reduced downtime, and confidence that their networks are protected and performing efficiently.



**879/001X-001**

Pressure Sustaining Control Valve,
Reduced Bore
Stainless steel AISI 304 pilot system
EPDM rubber diaphragm
BS EN 1074 - 5
EN1092 (ISO 7005-2
WRAS coated according to WIS
4-52-01 Class B, 300 m
Flanges drilled to BS EN1092
WRAS approved
WIMES 8.09 compliant
Reg 31 compliant
Ductile Iron
DN80-300



AVK ref. no.	DN mm	Flange drilling	Pilot range bar	Theoretical weight/kg	Units/ Parcel	Deliv. code	Gross Price GBP
879-0080-00-1340011	80	PN10/16	2-15	21	1	C	5696.31
879-0100-00-1340011	100	PN10/16	2-15	26	1	C	6211.19
879-0150-00-1340011	150	PN10/16	2-15	73	1	C	9581.47
879-0200-00-1340011	200	PN16	2-15	87	1	C	13766.04
879-0250-00-1340011	250	PN16	2-15	144	1	C	20492.14
879-0300-00-1340011	300	PN16	2-15	203	1	C	27700.09

879/101X-001

Pressure Sustaining Control Valve,
Full Bore
Stainless steel AISI 304 pilot system
EPDM rubber diaphragm
BS EN 1074 - 5
EN1092 (ISO 7005-2
WRAS coated according to WIS 4-52-01 Class B,
300 m
Flanges drilled to BS EN1092
WRAS approved
WIMES 8.09 compliant
Reg 31 compliant
Ductile Iron
DN50-300



AVK ref. no.	DN mm	Flange drilling	Pilot range bar	Theoretical weight/kg	Units/ Parcel	Deliv. code	Gross Price GBP
879-0050-10-1340011	50	PN10/16	2-15	14	1	C	4604.49
879-0080-10-1340011	80	PN10/16	2-15	21	1	C	5974.88
879-0100-10-1340011	100	PN10/16	2-15	26	1	C	6921.19
879-0150-10-1340011	150	PN10/16	2-15	73	1	C	10494.36
879-0200-10-1340011	200	PN16	2-15	87	1	C	15197.49
879-0250-10-1340011	250	PN16	2-15	144	1	C	22646.54
879-0300-10-1340011	300	PN16	2-15	203	1	C	30256.21

879/002X-001

Flow Control Valve,
Reduced Bore
Stainless steel AISI 304 pilot system
EPDM rubber diaphragm
BS EN 1074 - 5
EN1092 (ISO 7005-2
WRAS coated according to WIS
4-52-01 Class B, 300 m
Flanges drilled to BS EN1092
WRAS approved
WIMES 8.09 compliant
Reg 31 compliant
Ductile Iron
DN80-300



AVK ref. no.	DN mm	Flange drilling	Theoretical weight/kg	Units/ Parcel	Deliv. code	Gross Price GBP
879-0065-00-1340020	65	PN10/16	17	1	C	6371.00
879-0080-00-1340020	80	PN10/16	21	1	C	7423.43
879-0100-00-1340020	100	PN10/16	26	1	C	8062.50
879-0150-00-1340020	150	PN10/16	73	1	C	11706.60
879-0200-00-1340020	200	PN16	87	1	C	16245.39
879-0250-00-1340020	250	PN16	144	1	C	23420.69
879-0300-00-1340020	300	PN16	203	1	C	31165.36

Series 879 control valves are also available for other applications such as;

- Level control
- Surge anticipation
- Pressure relief
- Solenoid control
- Burst control

To discuss your project requirements, please call us on +44 (0) 1246 479100

**879/001X99-001** **NEW**

Control valve, pressure sustaining/relief.
Reduced bore, AISI304/DI trim, AISI304 pilot, stainless steel fittings/accs., EPDM/WRAS rubber.
EN1074-5, Flanges drilled to EN1092 (ISO 7005-2).
EN12266-1
WRAS Approved Product
WIMES 8.09 Compliant
Reg 31 Compliant
DN65-600
Ductile Iron



Ref. no.	DN mm	Flange drilling	Pilot range bar	Theoretical weight/kg	Units/ Parcel	Deliv. code	Gross Price GBP
879-0080-00-14400119999	80	PN16	2-15	24	1	C	5,374.82
879-0100-00-14400119999	100	PN16	2-15	29	1	C	5,740.44
879-0125-00-14400119999	125	PN16	2-15	33	1	C	5,819.69
879-0150-00-14400119999	150	PN16	2-15	46	1	C	6,624.02
879-0200-00-14400119999	200	PN16	2-15	96	1	C	10,524.12
879-0250-00-14400119999	250	PN16	2-15	157	1	C	13,510.14
879-0300-00-14400119999	300	PN16	2-15	221	1	C	17,184.73
879-0350-00-14400119999	350	PN16	2-15	324	1	C	24,473.05
879-0400-00-14400119999	400	PN16	2-15	495	1	C	40,347.65
879-0450-00-14400119999	450	PN16	2-15	642	1	C	43,120.33
879-0500-00-14400119999	500	PN16	2-15	932	1	C	63,089.98
879-0600-00-14400119999	600	PN16	2-15	1269	1	C	99,522.17

879/040X99-002

Control valve, pressure reducing,
Reduced bore, V-port inlet, Stainless steel AISI304 pilot, AISI316 fittings, EPDM rubber diaphragm
EN1074-5, Flanges drilled to EN1092 (ISO 7005-2)
WRAS approved materials
WIMES 8.09 Compliant
Reg 31 Compliant
DN80-600
Ductile Iron



Ref. no.	DN mm	Flange drilling	Pilot range bar	Theoretical weight/kg	Units/ Parcel	Deliv. code	Gross Price GBP
879-0080-04-174000299HA	80	PN16	1-5	23	1	C	5,155.46
879-0100-04-174000299HA	100	PN16	1-5	28	1	C	5,502.75
879-0150-04-174000299HA	150	PN16	1-5	45	1	C	6,654.52
879-0200-04-174000299HA	200	PN16	1-5	95	1	C	10,780.06
879-0250-04-174000299HA	250	PN16	1-5	156	1	C	14,308.46
879-0300-04-174000299HA	300	PN16	1-5	220	1	C	18,635.11
879-0350-04-174000299HA	350	PN16	1-5	323	1	C	26,971.53
879-0400-04-174000299HA	400	PN16	1-5	494	1	C	43,553.03
879-0450-04-174000299HA	450	PN16	1-5	641	1	C	47,916.26
879-0500-04-174000299HA	500	PN16	1-5	931	1	C	68,708.56
879-0600-04-174000299HA	600	PN16	1-5	1268	1	C	88,720.88

879/140X99-003 **NEW**

Control valve, pressure reducing,
Full bore, V-port inlet, Stainless steel AISI304 pilot, AISI316 fittings, EPDM rubber diaphragm
EN1074-5, Flanges drilled to EN1092 (ISO 7005-2)
WRAS approved materials
WIMES 8.09 Compliant
Reg 31 Compliant
DN80-600
Ductile Iron



Ref. no.	DN mm	Pilot range bar	Flange drilling	Theoretical weight/kg	Units/ Parcel	Deliv. code	Gross Price GBP
879-0050-14-174000299HA	50	1-5	PN16	17	1	A	6,752.59
879-0080-14-174000299HA	80	1-5	PN16	26	1	A	7,594.47
879-0100-14-174000299HA	100	1-5	PN16	35	1	A	8,480.16
879-0150-14-174000299HA	150	1-5	PN16	81	1	A	14,145.30
879-0200-14-174000299HA	200	1-5	PN16	137	1	C	17,744.94
879-0250-14-174000299HA	250	1-5	PN16	198	1	C	23,068.35
879-0300-14-174000299HA	300	1-5	PN16	255	1	C	29,266.38
879-0350-14-174000299HA	350	1-5	PN16	456	1	C	53,377.77
879-0400-14-174000299HA	400	1-5	PN16	542	1	C	58,858.08
879-0450-14-174000299HA	450	1-5	PN16	868	1	C	86,292.42
879-0500-14-174000299HA	500	1-5	PN16	1113	1	C	103,749.15
879-0600-14-174000299HA	600	1-5	PN16	1672	1	C	147,886.57

**872/00-001**

Needle flow control valves
Hydraulic tests according to
EN12266-1 (Rate A)
Designed according to
EN1074 - 1 & 5
Standard flange drilling to
EN1092-2 (ISO 7005-2)
PN10/16
Face to Face to EN558 Serie:
15 (ISO 5752)
Body (DN80 – 150 Stainless
Steel) (DN200 and above –
Ductile Iron)
Sleeve, shaft, seat ring &
fasteners – Stainless Steel
Main seal – Polyurethane
Ductile Iron
Options: Electrical actuation,
anti-cavitation device, higher
pressure ratings available



Ref. no.	DN mm	Flange drilling	L mm	Theoretical weight/kg	Units/ Parcel	Deliv. code	Gross Price GBP
872-0080-00-10900100100 ⁽¹⁾	80	PN10/16	260	31	1	C	14,062.47
872-0100-00-10900100100	100	PN10/16	300	39	1	C	25,393.60
872-0150-00-10900100100	150	PN10/16	350	69	1	C	42,238.29
872-0200-00-00100100000	200	PN10	400	102	1	C	65,982.73
872-0200-00-10100100000	200	PN16	400	102	1	C	65,982.73
872-0250-00-00100100000	250	PN10	450	152	1	C	121,561.89
872-0250-00-10100100000	250	PN16	450	153	1	C	121,561.89
872-0300-00-00100100000	300	PN10	500	219	1	C	153,961.04
872-0300-00-10100100000	300	PN16	500	222	1	C	183,845.25

⁽¹⁾ Face to face according to EN 558, ser. 48

Sizes up to DN1600 available upon request

854/00-001

Equilibrium Right Angled
Ductile Iron Ball Float Valve
Lever: Hot dipped galvanised
Coating: Internal and external
blue fusion bonded
epoxy 250 microns
WIMES 8.09 compliant
Reg 31 compliant
DN50-300



Ref. no.	DN mm	Flange drilling	Theoretical weight/kg	Units/ Parcel	Deliv. code	Gross Price GBP
854-050-00-1001	50	PN16	16	1	C	3,230.88
854-080-00-1001	80	PN16	22	10	A	3,648.71
854-100-00-1001	100	PN16	33	10	A	3,929.74
854-150-00-1001	150	PN16	66	6	A	5,539.22
854-200-00-1001	200	PN16	118	4	A	9,474.34
854-250-00-1001	250	PN16	184	1	C	13,695.30
854-300-00-1001	300	PN16	260	2	A	16,736.72



GAS

AVK UK provides a comprehensive range of high-quality gas valves and fittings designed to keep gas networks operating safely and reliably. Home of the world renowned Donkin gas gate valves, which are designed and manufactured in the UK. AVK UK's gas products are engineered to British Standards, undergo rigorous testing, and support both planned and emergency works, helping ensure smooth and reliable operation across gas distribution networks. When safety counts, you can count on AVK UK.



GAS GATE VALVES

You Can Trust for Safe, Reliable Flow Control

AVK UK is the home of the world renowned Donkin valves. Designed and manufactured in the UK for over 170 years, Donkin gas gate valves are approved to Gas Industry Standards (GIS) and certified by the BS Kitemark Scheme.

All gas valves are rigorously type tested to ensure compliance with GIS and are 100% quality checked before despatch. Valves for other markets are tested and approved to relevant international standards.

Within this range, AVK UK also manufacture slide valves, under pressure drilling valves and coke oven valves. When safety, performance, and proven engineering matter, AVK UK gas gate valves deliver a solution you can rely on.

555/411-001

Softseal Gate Valve
Kitemark™ approved to GIS/V7:Part 1
PN 7, F4 Face to Face
Full double block and bleed facility with pressure relieving plug
Replaceable stemseal
Flanges PN16
Ductile Iron
Clockwise to Close
Variant available for Hydrogen - see 555/415-001.



Ref. no.	DN mm	PN Class PN Class	Operating Direction	Theoretical weight/kg	Units/ Parcel	Deliv. code	Gross Price GBP
555-050-04-111502	50	PN 7	CTC	12	15	A	1,194.61
555-080-04-111502	80	PN 7	CTC	20	15	C	1,255.33
555-100-04-111502	100	PN 7	CTC	23	15	C	1,647.91
555-150-04-111502	150	PN 7	CTC	40	8	A	2,497.74
555-200-04-111502	200	PN 7	CTC	60	6	A	4,371.48
555-250-04-111502	250	PN 7	CTC	105	4	A	6,669.77

555/100-001

Softseal Gate Valve
Kitemark™ approved to GIS/V7:Part 1
Nitrile seals
Fitted with double block and bleed facility
Flanges PN16 other types available on request.
Cast Iron
Clockwise to Close
MOP 2 Bar
DN350-800



Ref. no.	DN mm	PN Class PN Class	Operating Direction	Theoretical weight/kg	Units/ Parcel	Deliv. code	Gross Price GBP
555-350-00-010	350	PN 2	CTC	270	1	C	41,464.26
555-400-00-010	400	PN 2	CTC	301	1	C	47,667.09
555-450-00-010	450	PN 2	CTC	340	1	C	54,742.33
555-500-00-010	500	PN 2	CTC	480	1	C	62,829.27
555-600-00-010	600	PN 2	CTC	745	1	C	72,172.77
555-800-00-01010050	800	PN 2	CTC	1299	1	C	234,063.65

555/370-003

Polyurethane coated Softseal Gate Valve to EN10290 and T/SP/CW6-2
Fitted with double block and bleed facility.
Kitemark™ approved to GIS/V7:Part1-GIS/PL3
Cast Iron
Clockwise to Close
MOP 2-4 Bar
DN90-315



Ref. no.	Pipe dia. mm	DN mm	PN Class PN Class	Operating Direction	Theoretical weight/kg	Units/ Parcel	Deliv. code	Gross Price GBP
555-090-63-71033040	90	80	PN 4	CTC	28	5	A	2,953.76
555-125-63-71033040	125	100	PN 4	CTC	34	5	A	3,721.33
555-180-63-71033040	180	150	PN 4	CTC	71	3	A	5,274.86
555-250-63-71033040	250	200	PN 4	CTC	140	1	C	9,135.54
555-250-63-79033040	250	200	PN 2	CTC	140	1	A	9,135.54
555-315-63-79033040	315	300	PN 2	CTC	260	1	C	17,157.67

**555/303-002**

Polyurethane Coated Softseal Flanged Softseal Gate Valve
Nitrile seals
Fitted with double block and bleed facility
Flanges PN16 other types available on request
Kitemark™ approved to GIS/V7:Part1
Cast Steel
Clockwise to Close
Clockwise to close
MOP 7 Bar
DN50-300
(Note: DN50 available upon request)



Ref. no.	DN mm	PN Class PN Class	Operating Direction	Theoretical weight/kg	Units/ Parcel	Deliv. code	Gross Price GBP
555-080-03-01333040	80	PN16	CTC	23	15	C	13,301.36
555-100-03-01333040	100	PN16	CTC	34	15	C	14,647.49
555-150-03-01333040	150	PN16	CTC	58	8	C	18,434.26
555-200-03-01333040	200	PN16	CTC	87	6	C	26,705.41
555-250-03-01333040	250	PN16	CTC	152	4	C	38,448.78
555-300-03-01333040	300	PN16	CTC	300	4	C	49,568.53

555/303-001

Flanged Softseal Gate Valve
Nitrile seals
Fitted with double block and bleed facility
Flanges PN16 other types available on request
Kitemark™ approved to GIS/V7:Part1
Cast Steel
Clockwise to Close
MOP 7 Bar
(Higher pressures available on request)
DN50-300
(Note: for DN50 see 555/103-001)



Ref. no.	DN mm	PN Class PN Class	Operating Direction	Theoretical weight/kg	Units/ Parcel	Deliv. code	Gross Price GBP
555-080-03-013	80	PN16	CTC	23	15	A	12,449.59
555-100-03-013	100	PN16	CTC	34	15	A	13,694.56
555-150-03-013	150	PN16	CTC	58	8	A	17,392.09
555-200-03-013	200	PN16	CTC	87	6	A	25,218.54
555-250-03-013	250	PN16	CTC	152	4	A	36,566.87
555-300-03-013	300	PN16	CTC	300	4	A	47,536.94

555/103-001

Softseal Gate Valve
Nitrile seals
Fitted with double block and bleed facility
Flanges PN16 other types available on request
Kitemark™ approved to GIS/V7:Part1
Cast Steel
Clockwise to Close
MOP 7 Bar
DN400-600
Also includes DN50



Ref. no.	DN mm	PN Class PN Class	Operating Direction	Theoretical weight/kg	Units/ Parcel	Deliv. code	Gross Price GBP
555-050-00-013	50	PN16	CTC	22	15	A	11,281.31
555-400-00-013	400	PN 7	CTC	376	1	C	83,427.32
555-450-00-013	450	PN 7	CTC	461	1	C	105,952.70
555-600-00-013	600	PN 7	CTC	925	1	C	165,551.09

555/401-001

Softseal Gate Valve
Flanged Ends, DI Bonnet
Kitemark™ approved to GIS/V7:Part 1
Nitrile seals
Fitted with double block and bleed facility
Flanges ASA150 (other types available on request)
Suitable for blended hydrogen.
Ductile Iron
Clockwise to Close
MOP 10 Bar
DN50-300
Hydrogen approved version available



Ref. no.	DN mm	PN Class PN Class	Operating Direction	Theoretical weight/kg	Units/ Parcel	Deliv. code	Gross Price GBP
555-050-14-04130041	50	PN10	CTC	13	15	C	509.85
555-080-14-04130041	80	PN10	CTC	21	15	C	695.25
555-100-14-04130041	100	PN10	CTC	26	12	C	824.00
555-150-14-04130041	150	PN10	CTC	45	6	C	1,261.75
555-200-14-04130041	200	PN10	CTC	69	4	C	1,854.00
555-250-14-04130041	250	PN10	CTC	127	3	C	3,325.24
555-300-14-04130041	300	PN10	CTC	165	2	C	5,407.50



555/401-002

Softseal Gate Valve. PUR Coated.
Flanged Ends, DI Bonnet
Kitemark™ approved to GIS/V7:Part 1
Nitrile seals
Fitted with double block and bleed facility
Flanges PN16 (other types available on request)
Ductile Iron
Clockwise to Close
MOP 10 Bar
DN50-300
Hydrogen approved version available



Ref. no.	DN mm	PN Class PN Class	Operating Direction	Theoretical weight/kg	Units/ Parcel	Deliv. code	Gross Price GBP
555-050-04-01133040	50	PN 7	CTC	13	1	A	1,789.50
555-080-04-01133040	80	PN 7	CTC	21	1	A	2,068.47
555-100-04-01133040	100	PN 7	CTC	26	1	A	2,565.18
555-150-04-01133040	150	PN 7	CTC	45	1	A	3,522.40
555-200-04-01133040	200	PN 7	CTC	69	3	C	5,858.40
555-250-04-01133040	250	PN 7	CTC	127	1	A	8,586.87
555-300-04-01133040	300	PN 7	CTC	165	1	A	11,710.00

555/401-003

Softseal Gate Valve
Flanged Ends, DI Bonnet
Kitemark™ approved to GIS/V7:Part 1
Nitrile seals
Fitted with double block and bleed facility
Flanges PN16 (other types available on request)
Ductile Iron
Clockwise to Close
MOP 7 Bar
DN50-300
Hydrogen approved version available



Ref. no.	DN mm	PN Class PN Class	Operating Direction	Theoretical weight/kg	Units/ Parcel	Deliv. code	Gross Price GBP
555-050-04-011503	50	PN 7	CTC	13	15	A	1,231.56
555-080-04-011503	80	PN 7	CTC	21	1	A	1,294.16
555-100-04-011503	100	PN 7	CTC	26	15	A	1,698.88
555-150-04-011503	150	PN 7	CTC	45	1	A	2,574.98
555-200-04-011503	200	PN 7	CTC	69	1	C	4,506.69
555-250-04-011503	250	PN 7	CTC	127	1	A	6,876.04
555-300-04-011503	300	PN 7	CTC	165	1	C	9,863.08

555/401-004

Firesafe Softseal Gate Valve
Flanged Ends, DI Bonnet
Kitemark™ approved to GIS/V7:Part 1
Nitrile seals
Fitted with double block and bleed facility
Flanges PN16 (other types available on request)
Ductile Iron
Clockwise to Close
MOP 7 Bar
DN50-300
Hydrogen approved version available



Ref. no.	DN mm	PN Class PN Class	Operating Direction	Theoretical weight/kg	Units/ Parcel	Deliv. code	Gross Price GBP
555-050-34-011503	50	PN 7	CTC	13	1	A	1,601.03
555-080-34-011503	80	PN 7	CTC	21	15	A	1,617.71
555-100-34-011503	100	PN 7	CTC	26	15	A	2,123.60
555-150-34-011503	150	PN 7	CTC	46	8	A	3,218.73

555/401-005

Softseal Gate Valve. Primed Red Oxide.
Flanged Ends, DI Bonnet
Kitemark™ approved to GIS/V7:Part 1
Nitrile seals
Fitted with double block and bleed facility
Flanges PN16 (other types available on request)
MOP 7 bar
Ductile Iron
Clockwise to Close
Hydrogen approved version available



Ref. no.	DN mm	PN Class PN Class	Operating Direction	Theoretical weight/kg	Units/ Parcel	Deliv. code	Gross Price GBP
555-050-04-011502	50	PN 7	CTC	13	1	A	1,231.56
555-080-04-011502	80	PN 7	CTC	21	1	A	1,294.16
555-100-04-011502	100	PN 7	CTC	26	15	A	1,698.88
555-150-04-011502	150	PN 7	CTC	45	1	A	2,574.98
555-200-04-011502	200	PN 7	CTC	69	1	C	4,506.69
555-250-04-011502	250	PN 7	CTC	127	1	C	6,876.04
555-300-04-011502	300	PN 7	CTC	165	1	C	9,863.08

**555/101-001**

Softseal Gate Valve
 Kitemark™ approved to
 GIS/V7:Part 1
 Nitrile seals
 Fitted with double block and
 bleed facility
 Flanges PN16 other types
 available on request
 Ductile Iron
 Clockwise to Close
 MOP 7 Bar
 DN400-600



Ref. no.	DN mm	PN Class PN Class	Operating Direction	Theoretical weight/kg	Units/ Parcel	Deliv. code	Gross Price GBP
555-400-00-011	400	PN 7	CTC	301	1	C	64,350.57
555-450-00-011	450	PN 7	CTC	340	1	C	73,902.13
555-600-00-011	600	PN 7	CTC	745	1	C	97,433.25

555/163-001

Class 300 High pressure,
 Flanged, Softseal Gate Valve
 Fitted with double block and
 bleed facility
 Cast Steel
 Clockwise to Close
 MOP 50 Bar
 (Weld End Prep to customer
 requirements)
 DN50-300



Ref. no.	DN mm	PN Class PN Class	Operating Direction	Theoretical weight/kg	Units/ Parcel	Deliv. code	Gross Price GBP
555-050-72-64331144	50	PN50	CTC	19	15	C	9,025.07
555-100-72-64331144	100	PN50	CTC	34	6	C	10,956.09
555-150-72-64331144	150	PN50	CTC	41	8	C	13,913.18
555-200-72-64331144	200	PN50	CTC	82	2	C	20,174.38
555-300-72-64331144	300	PN50	CTC	246	1	C	38,029.91

555/100-002

Polyurethane Coated Softseal
 Gate Valve
 Kitemark™ approved to
 GIS/V7:Part 1
 Nitrile seals
 Fitted with double block and
 bleed facility
 Flanges PN16 other types
 available on request.
 Cast Iron
 Clockwise to Close
 MOP 2 Bar
 DN350-800



Ref. no.	DN mm	PN Class PN Class	Operating Direction	Net Weight Lbs	Units/ Parcel	Deliv. code	Gross Price GBP
555-350-00-01033040	350	PN 2	CTC	595	1	C	48,763.50
555-400-00-01033040	400	PN 2	CTC	664	1	A	55,319.93
555-450-00-01033040	450	PN 2	CTC	750	1	A	62,832.51
555-500-00-01033040	500	PN 2	CTC	1058	1	A	71,437.83
555-600-00-01033040	600	PN 2	CTC	1642	1	A	81,682.27
555-800-00-01033050	800	PN 2	CTC	2886	1	C	266,355.22

555/101-002

Polyurethane Softseal Gate
 Valve
 Kitemark™ approved to
 GIS/V7:Part 1
 Nitrile seals
 Fitted with double block and
 bleed facility
 Flanges PN16 other types
 available on request
 Ductile Iron
 Clockwise to Close
 MOP 7 Bar
 DN400-600



Ref. no.	DN mm	PN Class PN Class	Operating Direction	Theoretical weight/kg	Units/ Parcel	Deliv. code	Gross Price GBP
555-400-00-01133040	400	PN 7	CTC	301	1	C	72,003.41
555-450-00-01133040	450	PN 7	CTC	340	1	C	81,992.32
555-600-00-01133040	600	PN 7	CTC	745	1	C	106,942.75

555/103-002

Polyurethane Softseal Gate
 Valve
 Nitrile seals
 Fitted with double block and
 bleed facility
 Flanges PN16 other types
 available on request
 Kitemark™ approved to
 GIS/V7:Part1
 Cast Steel
 Clockwise to Close
 MOP 7 Bar
 DN400-600
 Also includes DN50



Ref. no.	DN mm	PN Class PN Class	Operating Direction	Theoretical weight/kg	Units/ Parcel	Deliv. code	Gross Price GBP
555-050-00-01333040	50	PN16	CTC	23	15	C	11,895.06
555-400-00-01333340	400	PN 7	CTC	378	1	C	91,961.34
555-450-00-01333340	450	PN 7	CTC	461	1	C	115,022.95
555-600-00-01333340	600	PN 7	CTC	925	1	C	176,333.75



CASE STUDY

HYDROGEN: THE FUTURE OF ENERGY

AVK UK AND FUSION ARE READY FOR THE HYDROGEN REVOLUTION

In December 2020, the UK Government committed to reducing greenhouse gas emissions by at least 68 percent by 2030, building on its legally binding target to achieve net zero emissions by 2050.

Hydrogen has a significant role to play in meeting these goals, offering a credible pathway to decarbonising the gas network. AVK UK and Fusion are already supporting this transition, helping to ensure that future hydrogen distribution networks are safe, reliable and effective.

As part of a major UK hydrogen research programme, AVK UK and Fusion supplied products for a demonstration gas network designed to test whether existing gas infrastructure can operate safely using 100 per cent hydrogen. The project focuses on validating valves, fittings and installation methods currently used on natural gas networks, ensuring they are suitable for a hydrogen environment.

An AVK UK gas sector specialist explained the system design and operational challenges involved:

“The hydrogen is stored at 70 bar in a 48” steel reservoir. The pressure is initially reduced down to 7 bar (intermediate



pressure) and subsequently to 2 bar (medium pressure) and finally to 75mbar and below (low pressure). The network itself is around 1km of PE pipes ranging in diameters. It incorporates a large number of Donkin valves for such a small area, the installation teams undertaking the work have done a great job under challenging conditions.

AVK UK supplied 19 different variants and sizes of the Donkin gate valve (Series 555), over 30 valves in total and a number of additional Donkin ball valves (Series 460 and Series 455). Most of the low-pressure valves are installed in a large underground concrete chamber. Each valve has purge and vent point risers, coming up through a metal grid across the top of the chamber to facilitate purging and venting operations without the need to enter the chamber.”

Fusion supplied over 110 electrofusion fittings and fabrications, alongside PE pipe manufactured in the UK to current gas standards. A senior representative from

the pipe manufacturer noted: “We made the first delivery of pipe in September 2020. Peak pipe systems provided at least 9 different pipe sizes ranging from 180mm and 125mm 7 bar orange pipe, to SDR17.6 pipe in sizes from 355mm all the way down to 63mm.”

With the majority of the UK gas network already replaced with PE, the country is well positioned to support hydrogen adoption. Research outputs from this project will continue to inform the safe introduction of hydrogen into public gas networks and support the wider hydrogen transition.

Scan to read the full case study on our website.

VISIT [AVKUK.CO.UK](https://www.avkuk.co.uk)





Side Valves, Under Pressure Drilling Valves & Coke Oven Valves

777/11-001

Fabricated Parallel Slidevalve to EN12266
Nitrile seals
double block and bleed
Flanges PN16 - others available on request
Steel
Clockwise to Close
MOP 2 Bar
DN750-1200



Ref. no.	DN mm	Product PN Class	Theoretical weight/kg	Units/ Parcel	Deliv. code	Gross Price GBP
777-0750-11-073	750	PN 2	1200	1	C	225,158.35
777-0750-11-07312	750	PN 2	1200	1	C	248,443.62
777-0800-11-0131414	800	PN 2	1865	1	C	314,063.52
777-0900-11-0131040	900	PN 2	2690	1	C	494,911.87
777-0900-11-0131211	900	PN 2	2718	1	C	487,325.13

158/04-002

Polyurethane Coated Bi Directional Under Pressure Drilling Valve
PN16 studded Ends
Nitrile Seals
Approved according to Kitemark™ GIS/V7-1
Cast Iron
Clockwise to Close
MOP 7 Bar
(Supplied as bare spindle end)
DN80-400



Ref. no.	DN mm	Product PN Class	Theoretical weight/kg	Units/ Parcel	Deliv. code	Gross Price GBP
158-080-04-010329	80	PN 7	13	21	A	1,721.33
158-100-04-010329	100	PN 7	18	18	A	1,858.67
158-150-04-010329	150	PN 7	33	10	A	2,281.81
158-200-04-010329	200	PN 7	50	5	A	3,686.44
158-250-04-010329	250	PN 7	88	3	A	5,214.00
158-300-04-010329	300	PN 7	109	2	A	6,765.36
158-400-04-010329	400	PN 2	245	1	A	32,421.84

562/00-001

Universal Gate Valve for Coke Oven and Blast Furnance Gas
Manufactured to BS 5150 and EN 12266
Packed gland rising stem
Flanges BS 10 to customer requirements
Cast Iron
Clockwise to Close
MOP 2 Bar
DN100-600



Ref. no.	DN mm	Product PN Class	Operating Direction	Theoretical weight/kg	Units/ Parcel	Deliv. code	Gross Price GBP
562-400-00-08016060	400	PN 2	CTC	288	1	C	48,753.64
562-450-00-06016160	450	PN 2	CTC	370	1	C	62,282.71
562-500-00-07036160	500	PN 2	CTC	520	1	C	71,185.30
562-600-00-07036060	600	PN 2	CTC	745	1	C	86,070.02

662/00

Cast Iron Coke Oven Gas Valve (for industrial applications)
Manufactured to BS 5150 and EN 12266
Packed gland, rising stem design, flanged connection to meet customer specification requirements
Cast Iron
Clockwise to Close
MOP dependent on size
DN675-1050



Ref. no.	DN mm	Product PN Class	Operating Direction	Theoretical weight/kg	Units/ Parcel	Deliv. code	Gross Price GBP
662-0675-00-0760	675	PN0.35	CTC	737	1	C	101573.52
662-0700-00-03600191	700	PN0.35	CTC	900	1	C	112802.36
662-0750-00-0660	750	PN0.35	CTC	916	1	C	136100.53
662-0900-00-03600191	900	PN0.35	CTC	1321	1	C	159500.27
662-1000-00-0362	1000	PN0.35	CTC	1934	1	C	178811.21
662-1050-00-0660	1050	PN0.35	CTC	1928	1	C	187400.32
662-1200-00-03600191	1200	PN0.35	CTC	2668	1	C	197689.89



555/881-001

Position indicator for Donkin Series 555 up to 300mm
Two sizes to suit DN50-200 or DN250-300

Clockwise to Close
The Donkin Position Indicator for use with the Series 555 valves to identify if a valve is open or closed. Used above ground.



Ref. no.	DN mm	Theoretical weight/kg	Units/ Parcel	Deliv. code	Gross Price GBP
555-881-050-02	50-200	0.1	272	A	135.38
555-881-250-02	250-300	0.1	6	A	330.18

555/882-001

False Caps for Donkin 555 Gate Valves.
For use on all buried valves. DN50-600
Cast iron
Designed to make valve spindles one universal size.
Cast Iron



Ref. no.	DN mm	Theoretical weight/kg	Units/ Parcel	Deliv. code	Gross Price GBP
555-882-050-112	100	0.4	10	A	182.98
555-882-250-122	250	1.0	1	A	189.04
555-882-400-202	400	1.4	1	A	226.85

555/883-001

Anti Tamper Proof Handwheel for Donkin 555 Gate Valves
To suit DN50-200 valves.
Clockwise to Close
Cast Iron
Clockwise to Close



Ref. no.	Theoretical weight/kg	Units/ Parcel	Deliv. code	Gross Price GBP
555-883-050-50	2.5	10	A	1,372.81

555/884-001

Handwheels for use with Donkin Gate Valves.
Assembled with hex head bolt and washer
Cast Iron



Ref. no.	DN mm	DN mm	Theoretical weight/kg	Units/ Parcel	Deliv. code	Gross Price GBP
555-884-200-50	200	50-100	1.3	10	A	207.66
555-884-300-50	500	150-200	2.5	50	A	311.72
555-884-350-51	350	250-300	6.3	50	A	598.49
555-884-600-53	600	350-600	22	10	A	2,306.98

555/885-001

Donkin Downpipe Adaptor
For use with Series 555 valves
Used with either 90mm or 125 mm pipe



Ref. no.	DN/DN	Theoretical weight/kg	Units/ Parcel	Deliv. code	Gross Price GBP
555-885-080-03	80 - 200	0.1	5	C	40.40
555-885-250-03	250 - 300	0.1	5	C	52.59
555-885-350-01	350 - 600	1.0	1	C	121.46



BUTTERFLY VALVES FOR GAS

Designed to regulate or isolate the flow of gas within a pipeline. They use a rotating disc as the closing mechanism, which turns perpendicular or parallel to the flow to control passage. These valves are valued for their compact design, fast operation, and cost effectiveness, making them suitable for low to medium pressure gas applications

75/41-001

Centric Full Lugged Butterfly Valve for Gas

Fixed NBR liner.

Flanged to PN16, Pressure rated 2 bar.

Bonded vulcanized liner of NBR with an excellent compression set and thus ability to regain its original shape.

Tested to: T/SP/M9 Part 3, T/SP/PRS/38

Ductile Iron

DN50-350



Ref. no.

DN
mm

Theoretical
weight/kg

Units/
Parcel

Deliv.
code

Gross
Price GBP

75-0050-41-211002600008

50

3.0

216

A

474.91

75-0080-41-211002600008

80

3.0

144

A

745.51

75-0100-41-211002600101

100

2.0

1

C

764.30

75-0150-41-211002600008

150

3.0

72

A

1,520.86

75-0200-41-211002600008

200

3.0

60

A

2,183.75





GAS BALL VALVES

At AVK UK, our Donkin gas ball valves are engineered to deliver dependable performance in critical gas networks.

The range offers:-

- PE Connection. The Donkin Certus ball valve
- Flanged Connection: Ductile bodied and Steel bodied
- Screwed Connection: Ductile bodied with either female threads both end or male & female, female and PE or PE tails both ends

Precision manufactured components and robust materials ensure long service life, helping operators maintain system integrity while reducing maintenance requirements and downtime.

Built to meet the stringent expectations of the UK gas industry, AVK UK gas ball valves are suitable for a wide range of installations.



**450/001-001**

Flange Ball Valve
Reduced bore with self
indicating handle
Plugged boss for block and
bleed
Manufactured to BS 5159
and EN 1563 GJS
Flanges PN16 but other types
available on request.
Ductile Iron
Clockwise to Close
MOP 7 Bar
DN50-150
Note: High temperature
version available upon
request



Ref. no.	DN mm	PN Class PN Class	Theoretical weight/kg	Units/ Parcel	Deliv. code	Gross Price GBP
450-050-00-0111	50	PN 7	8.0	0	A	1,695.86
450-080-00-0111	80	PN 7	14	0	A	2,807.22
450-100-00-0111	100	PN 7	24	0	C	5,242.50
450-150-00-0111	150	PN 7	44	0		7,059.67

451/50-001

Screwed End Ball Valve
GIS/V4
Nitrile seals and PTFE seats
Fitted with falsecap
Kitemark™ approved to
GIS/V4.
Ductile Iron
Clockwise to Close
MOP 7 Bar
DN20-50



Ref. no.	DN mm	Size Inch	PN Class PN Class	Theoretical weight/kg	Units/ Parcel	Deliv. code	Gross Price GBP
451-002-05-511	20	¾	PN 7	0.4	200	A	318.71
451-003-05-511	25	1	PN 7	0.9	200	A	327.44
451-005-05-511	40	1½	PN 7	1.5	100	A	450.77
451-006-05-511	50	2	PN 7	2.2	100	A	539.34

451/70-001

PE Ended Ball Valve
Kitemark™ approved to
GIS/V4 and GIS/PL3
nitrile seals and PTFE seats
Fitted with falsecap
Ductile Iron
Clockwise to Close
MOP 4 Bar
DN25-63



Ref. no.	DN mm	PN Class PN Class	Theoretical weight/kg	Units/ Parcel	Deliv. code	Gross Price GBP
451-032-05-7213001	32	PN 4	1.3	100	C	513.23
451-063-05-7213001	63	PN 4	3.7	100	C	929.96

451/73-001

PE Ended & Screwed Ball
Valve
Kitemark™ approved to
GIS/V4 and GIS/PL3
Nitrile seals and PTFE seats
for use on gas. Fitted with
Falsecap
Ductile Iron
Clockwise to Close
MOP 4 Bar
DN25x3/4"-63x2"



Ref. no.	DN mm	DN Inch	PN Class PN Class	Theoretical weight/kg	Units/ Parcel	Deliv. code	Gross Price GBP
451-323-05-7413001	25	1"	PN 4	0.9	100	C	345.32
451-636-05-7413001	63	2"	PN 4	3.0	100	C	688.08

455/51-001

Screwed Full Bore Ball Valve
Kitemark™ approved to
GIS/V4
Nitrile seals and PTFE seats
Fitted with falsecap
Ductile Iron
Clockwise to Close
MOP 7 Bar
DN3/4"-2"



Ref. no.	DN mm	PN Class PN Class	Theoretical weight/kg	Units/ Parcel	Deliv. code	Gross Price GBP
455-002-20-511	20	PN 7	0.8	100	A	379.65
455-003-20-511	25	PN 7	1.2	100	A	452.92
455-006-20-511	50	PN 7	4.1	70	A	1,312.51



455/57-001

Screwed Full Bore Ball Valve
 Kitemark™ approved to
 GIS/V4
 Limited dimension (LD)
 version
 Nitrile seals and PTFE seats
 for use on gas
 Fitted with falsecap
 Ductile Iron
 Clockwise to Close
 MOP 7 Bar
 DN3/4"-1"



Ref. no.	DN mm	PN Class PN Class	Theoretical weight/kg	Units/ Parcel	Deliv. code	Gross Price GBP
455-002-21-571	20	PN 7	0.9	100	A	448.77
455-003-21-571	25	PN 7	1.6	100	A	538.62

455/74-001

Full Bore Screwed Standpipe
 Ball Valve
 Nitrile seals and PTFE seats
 for use on gas
 Fitted with Falsecap
 Kitemark™ approved to
 GIS/V4 and GIS/PL3
 Ductile Iron
 Clockwise to Close
 MOP 4 Bar
 DN1"x32mm-2"x63mm
 Anti rotation device to fit the
 series 455 standpipe valves



Ref. no.	DTH mm	PN Class PN Class	Theoretical weight/kg	Units/ Parcel	Deliv. code	Gross Price GBP
55-323-20-7413	1" X 32MM	PN 5.5	1.5	120	A	422.78
55-636-20-7413	2" X 63MM	PN 5.5	5.0	50	A	930.23

460/02-001

Flanged Ball Valve
 Manufactured to BS5159 and
 EN12266
 Reduced Bore with self
 indicating handle or Falsecap
 Flanges PN16 but other types
 available on request
 Cast Steel
 Clockwise to Close
 MOP 7 Bar
 DN20-50



Ref. no.	DN mm	PN Class PN Class	Theoretical weight/kg	Units/ Parcel	Deliv. code	Gross Price GBP
460-020-02-013	20	PN 7	3.6	20	C	1,778.58
460-025-02-013	25	PN 7	3.6	20	A	1,831.95
460-050-02-013	50	PN 7	7.8	20	A	2,388.03

85/30-001

Clearbore Certus PE Ball
 Valve
 Kitemark™ approved to
 GIS/V7:Part 2 PP1547 and
 EN 1555-4
 Hydrogen approved version
 available
 For service isolation
 PE 100 material, double
 length spigots, safety cap
 Fusible Ends
 Polyethylene (PE)
 Clockwise to Close
 MOP dependant on SDR
 Rating
 Valve sizes OD20 up to
 OD180



Ref. no.	D4 mm	DN mm	PN Class PN Class	Theoretical weight / kg	Units/ Parcel	Deliv. code	Gross Price GBP
85-020-3023201000	20	25	PN10	0.8	1	C	117.85
85-032-30-200010	32	32	PN 5.5	0.75	480	C	208.41
85-063-30-200010	63	63	PN 5.5	1.7	192	A	322.44
85-090-3023201000	90	80	PN10	3.8	1	C	920.46
85-125-3011201000	125	100	PN10	5.9	1	C	997.88
85-180-3011201000	180	150	PN10	14.4	1	C	1897.11



85/090-001

NEW

Installation Kit to suit 32/63 Donkin Certus Valves recommended for the correct and consistent installation of the valves. Available with or without surface box.



Ref. no.	Theoretical weight/kg	Units/ Parcel	Deliv. code	Gross Price GBP
85-999-090	2.6	16	A	150.60

85/091-001

NEW

Installation Kit to suit DN32/63 Donkin Certus Valves recommended for the correct and consistent installation of the valves. Available with or without surface box.



Ref. no.	Theoretical weight/kg	Units/ Parcel	Deliv. code	Gross Price GBP
85-999-091	2.3	16	A	110.45

T-Keys

96-425-00-002	1.5	1	A	372.38
96-425-00-003	2.2	1	A	433.28
96-425-00-004	3	1	A	547.59

SAME DAY LEAK REPAIR CLAMP AND FABRICATED FITTING SERVICE FOR GAS AND WATER MAINS



310/061-001

Gas Flow Limitor (EFV)
Kitemark approved to GIS/EFV1
(Fits in tapping tee outlet)
Range: 75mBar - 5 Bar
Polyethylene (PE)
DN32
Sized to fit 32mm PE80
SDR11 pipe/spigot



Ref. no.	DN mm	Product PN Class	Theoretical weight / kg	Units/ Parcel	Deliv. code	Gross Price GBP
310-032-00-6101	32	PN 5	0.034	60	A	124.84

310/063-001

Gas Flow Limitor (EFV)
Approved to MSS SP115
(Fits in Tapping Tee Outlet)
Range - 0.69Bar to 6.9Bar
Polyoxymethylene (POM)
DN32
Sized to fit 32mm PE80
SDR11 pipe/spigot



Ref. no.	DN mm	Product PN Class	Theoretical weight / kg	Units/ Parcel	Deliv. code	Gross Price GBP
310-032-00-6103	32	PN 7	0.05	250	A	130.46

310/066-001

Gas Flow Limitor (EFV)
Approved to BGE/SV/5 and
MSS SP-115
(Fits into service pipe)
Range:500mBar - 4.0 Bar
Polyoxymethylene (POM)
DN25
Sized to fit 25mm PE80
SDR11 pipe/spigot



Ref. no.	DN mm	Product PN Class	Theoretical weight/kg	Units/ Parcel	Deliv. code	Gross Price GBP
310-025-00-6106	25	PN 4	0.4	150	A	141.65

310/067-001

High Capacity Gas Flow
Limitor (EFV)
Approved to MSS SP-115
(Fits into service pipe)
Range: 500mBar- 4 Bar
Polyoxymethylene (POM)
DN 32
Sized to fit 32mm PE80
SDR11 pipe/spigot



Ref. no.	DN mm	Product PN Class	Theoretical weight/kg	Units/ Parcel	Deliv. code	Gross Price GBP
310-032-00-6107	32	PN 4	0.4	1	C	151.41

310/080-001

Gas Flow Limitor
Approved to MSS SP-115
(Fits into electrofusion couple
or reducer)
Range: 0.69Bar- 7 Bar
Polyoxymethylene (POM)



Ref. no.	DN mm	Dd1 mm	Product PN Class	Theoretical weight/kg	Units/ Parcel	Deliv. code	Gross Price GBP
310-032-00-8000	32	25	PN 7	0.2	1	C	144.80
310-032-00-8100	32	32	PN 7	0.2	1	C	147.66
310-032-00-8200	32	20	PN 7	0.1	150	A	164.07



MAINS TO METER SOLUTIONS

Our gas mains to meter products are designed to provide a reliable, compliant, and efficient connection from the gas distribution network directly to the end user.

AVK UK offers a comprehensive high-quality range including factory entry elbows – with or without split flange, building entry tee, meter box adaptors, meter and governor module riser fittings, flow limitors.

This high-quality range is engineered to meet UK standards including Kitemark approval to GIS/PL3 and GIS/EFV1, MSS SP-115, BGE/S/V/5 - supporting safe gas delivery from the main through to the meter installation.

Whether you're working on a new connection or upgrading existing infrastructure, our gas mains to meter products offer dependable performance, consistent quality, and peace of mind for installers and network operators alike.

216/00-002

Meter Box Adaptors. Donkin 'C' Clip Design for semi concealed meter boxes. Tested and Kitemark™ Approved to the Gas Industry Standard GIS/PL3
Range: 20mm x 3/4", 25mm x 3/4, 32mm x 3/4, 32mm x 1"
Delta seal coated for below ground use
Steel



Ref. no.	DN mm	Size Inch	Theoretical weight/kg	Units/ Parcel	Deliv. code	Gross Price GBP
216-020-00-22	20	3/4"	0.2	100	C	31.16
216-025-00-22	25	1"	0.2	100	C	30.80
216-032-00-22	32	1 1/4"	0.2	100	C	38.02

216/00-003

Meter Box Adaptors. Donkin 'C' Clip Design for semi-concealed meter boxes. Tested and Kitemark™ Approved to the Gas Industry Standard GIS/PL3
Range: 20mm x 3/4", 25mm x 3/4, 32mm x 3/4, 32mm x 1"
Zinc seal coated for below ground use.
Steel



Ref. no.	DN mm	Size Inch	Theoretical weight/kg	Units/ Parcel	Deliv. code	Gross Price GBP
216-020-00-23	20	3/4"	0.2	1	C	30.30
216-025-00-23	25	1"	0.2	1	C	34.02
216-032-00-23	32	1 1/4"	0.2	1	C	37.05
216-032-00-33	32	1 1/4"	0.3	1	C	40.82

456/58-001

The Donkin Series 456 Crimp Tool Set is designed to carry out crimp connections to PE80 service pipes in sizes DN32, 25, 20 and 16 available with either hexagon drive for ratchet spanner or integral handle. Replacement parts available individually
Ductile Iron



Ref. no.	Theoretical weight/kg	Units/ Parcel	Deliv. code	Gross Price GBP
456-000-00-581	1.5	1	A	1,426.78



39/50-002

NEW

Ductile Flange Adaptor with PE 100 Tail
With bolt and gasket set.
Kitemark™ approved to GIS/PL3
Flanges PN16 as standard

Ductile Iron
DN50 - 350
Available with various sizes and lengths of PE 100 pipe (PE 80 available as an option)



Ref. no.	Pipe dia. mm	DN mm	Pressure Rating (bar)	Theoretical weight/kg	Units/ Parcel	Deliv. code	Gross Price GBP
39-063-50-004203101	63	63	PN 7	5.4	1	C	403.20
39-090-50-014203001	90	80	PN 7	7.3	1	C	727.85
39-125-50-024203001	125	100	PN 7	14	1	C	1,661.28
39-180-50-034203001	180	150	PN 7	29	1	C	2,347.42
39-250-50-044203001	250	250	PN 7	54	1	C	4,092.04
39-250-50-054203001	250	250	PN 7	49	1	C	4,082.50
39-315-50-064203001	315	300	PN 7	85	1	C	7,224.95
39-355-50-064203001	355	300	PN 7	99	1	C	8,033.71

39/60-001

Donkin Flange Adaptor
Steel
Kitemark™ approved to GIS/PL3
Flanges PN16 as standard
7 bar
PE Pipe to GIS/PL2: part 8 and EN 1555-1
DN50-300

Steel



Ref. no.	Pipe dia. mm	DN mm	Theoretical weight/kg	Pressure Rating (bar)	Units/ Parcel	Deliv. code	Gross Price GBP
39-063-60-00-12030	63	50	9.5	PN 7	1	C	2,963.54
39-090-60-01-12030	90	80	20	PN 7	2	A	3,742.30
39-125-60-02-12030	125	100	20	PN 7	2	C	4,626.84
39-180-60-03-12030	180	150	31	PN 7	1	A	5,715.51
39-250-60-04-12031	250	200	26	PN 7	1	C	7,144.39
39-250-60-05-12031	250	250	26	PN 7	2	C	7,484.60
39-315-60-05-12031	315	250	97	PN 7	2	A	8,913.48
39-315-60-06-12031	315	300	110	PN 7	2	A	9,593.89
39-355-60-06-12031	355	300	125	PN 7	2	C	11,158.83

260/31-001

Fabricated Flange Adaptor for all ferrous, AC and stainless steel pipes. Nitrile Seals
PN16 Flanged BS EN 1092
Zinc plated and passivated fasteners.
Fusion bonded epoxy coated GIS/14525 Kitemark™ to DN600
DN300-1200

Available notched
Sizes available to suit OD of pipe materials CI AB, CI CD, DI and Steel.

Stepped
Further information available on request
Steel



Ref. no.	DN mm	Flange drilling	Pipe dia. mm	Theoretical weight/kg	Units/ Parcel	Deliv. code	Gross Price GBP
260-31-0387-1014	300	PN16	387	41	1	C	4,354.29
260-31-0413-1000	350	PN16	413	46	1	C	4,631.58
260-31-0492-1002	400	PN16	492	55	1	C	5,433.62
260-31-0598-1004	500	PN16	598	71	1	C	6,632.11
260-31-0650-1004	500	PN16	650	80	1	C	7,585.61
260-31-0964-1008	900	PN16	964	136	1	C	11,148.35
260-31-1067-1011	1200	PN16	1067	190	1	C	14,536.91

604/1-001

Mechanical Transition Coupling with PE Tail
Pipe PE80
Kitemark™ Approved to GIS/PL3

Ductile Iron
MOP 2 Bar



Ref. no.	Size Range mm	DN mm	Pressure Rating (bar)	Theoretical weight/kg	Units/ Parcel	Deliv. code	Gross Price GBP
604-106-090-1661000	106 - 84	90	PN 2	7.0	1	C	748.46
604-133-090-1661000	133 - 109	90	PN 2	9.0	1	C	952.57
604-133-125-1661000	133 - 109	125	PN 2	11	1	B	1,020.63
604-183-125-1661000	183 - 157	125	PN 2	16	1	C	1,258.78
604-183-180-1661000	183 - 157	180	PN 2	20	1	C	1,326.82
604-242-250-1661000	242 - 218	250	PN 2	43	1	C	2,517.55
604-292-250-1661000	292 - 266	250	PN 2	47	1	C	2,823.73
604-292-315-1661000	292 - 266	315	PN 2	59	1	C	2,959.82
604-327-315-1661000	301 - 327	315	PN 2	62	1	C	3,470.13
604-327-355-1661000	350 - 324	355	PN 2	80	1	C	5,511.40
604-350-315-1661000	327 - 301	315	PN 2	64	1	C	3,708.28
604-350-355-1661000	327 - 301	355	PN 2	82	1	C	5,749.53



248/32-001

Donkin Universal End Cap
Cast
Nitrile seals
Kitemark™ Approved to
GIS/PL3

MOP 2 Bar
DN80-600
Ductile Iron

Note: Above 300mm end caps are dedicated sizes and are available as cast products for CIAB pipe up to 24" and fabricated products for all other pipe sizes up to 48"

Option: Available in blue



Ref. no.	DN mm	Pressure Rating (bar)	Theoretical weight/kg	Units/ Parcel	Deliv. code	Gross Price GBP
248-32-003-012	80	PN 2	3.1	150	A	122.68
248-32-004-012	100	PN 2	3.8	100	A	138.20
248-32-005-012	125	PN 2	4.7	29	A	170.15
248-32-006-012	150	PN 2	5.5	75	A	208.74
248-32-007-012	175	PN 2	6.7	8	A	248.54
248-32-008-012	200	PN 2	7.7	40	A	282.88
248-32-009-012	225	PN 2	9.0	17	A	337.10
248-32-010-012	250	PN 2	10	1	A	400.22
248-32-012-012	300	PN 2	14	1	A	580.82
248-32-013-012	350	PN 2	19	1	C	1,814.03
248-32-014-012	375	PN 2	22	3	A	2,090.24
248-32-015-012	400	PN 2	24	1	C	2,231.16
248-32-016-012	450	PN 2	34	4	A	2,408.01
248-32-020-012	600	PN 2	38	1	C	2,552.75

209/37-001

AVK Blank Flange
Mild steel flange converter,
DN50 - DN1200

Steel

DN50-1200

Note: Available up to
DN1200

All drilling combinations
available upon request.



Ref. no.	DN mm	Theoretical weight/kg	Units/ Parcel	Deliv. code	Gross Price GBP
209-37-08002-080022	80	4.6	1	C	253.87
209-37-10002-100022	100	5.8	1	C	352.65
209-37-25002-250022	250	25	1	C	2,622.48
209-37-30002-300022	300	39	1	C	2,731.49
209-37-40002-400022	400	49	1	C	3,147.19
209-37-45002-450022	450	59	1	C	4,336.81

210/31-001

Line Blanks
For natural gas applications.
For use between flanges to
PN16 (BS-EN-1092-1)

MOP 3 Bar.

Epoxy Coating

Steel



Ref. no.	Ds mm	Theoretical weight/kg	Units/ Parcel	Deliv. code	Gross Price GBP
210-31-0080-02-1	20	0.8	1	C	858.69
210-31-0100-02-1	20	1.0	1	C	1,002.78
210-31-0150-02-1	20	1.6	1	C	1,494.97
210-31-0200-02-1	20	2.9	1	C	1,948.80
210-31-0250-02-1	20	3.8	1	C	2,631.61
210-31-0300-02-1	20	6.4	1	C	3,483.48
210-31-0400-02-1	20	13	1	C	5,926.18
210-31-0450-02-1	20	21	1	C	7,213.61
210-31-0500-02-1	20	25	1	C	5,892.42
210-31-0600-02-1	20	35	1	C	7,639.39



217/31-001

Factory Entry Elbow
PE x Screwed
Fabricated steel and PE
transition Elbow for
connecting gas services to
industrial buildings
Kitemark™ approved to
GIS/PL3
DN40-63
Steel
Available with various options
of PE pipe length and
through wall lengths



AVK ref. no.	Pipe dia. mm	SDR	DN Inch	Pressure Rating (bar)	Theoretical weight/kg	Units/ Parcel	Deliv. code	Gross Price GBP
217-0401-345-10-090	40	11	1,5"	PN 5.5	6.0	1	A	551.14
217-0401-500-10-090	40	11	1,5"	PN 5.5	7.0	1	A	568.15
217-0632-150-10-090	63	11	2"	PN 5.5	7.0	1	A	687.23
217-0632-150-20-150	63	11	2"	PN 5.5	10	1	C	918.57
217-0632-345-10-090	63	11	2"	PN 5.5	9	1	A	755.27
217-0632-345-20-150	63	11	2"	PN 5.5	12	1	C	986.61
217-0632-500-10-090	63	11	2"	PN 5.5	10	1	A	823.32
217-0632-500-20-090	63	11	2"	PN 5.5	13	1	A	1054.66
217-0632-610-10-090	63	11	2"	PN 5.5	11	1	A	891.34
217-0632-610-20-150	63	11	2"	PN 5.5	13	1	C	1122.69

217/31-002

Factory Entry Elbow
PE x Pipe End
Fabricated steel and PE
transition Elbow for
connecting gas services to
industrial buildings
Kitemark™ approved to
GIS/PL3
DN90x3"to180x6"
Steel
Available with various options
of PE pipe length and
through wall lengths



AVK ref. no.	Pipe dia. mm	SDR	DN Inch	Pressure Rating (bar)	Theoretical weight/kg	Units/ Parcel	Deliv. code	Gross Price GBP
217-0903-345-10-075	90	11	3"	PN 5.5	14	1	A	1326.82
217-0903-345-20-150	90	11	3"	PN 5.5	17	1	C	1667.03
217-0903-500-10-075	90	11	3"	PN 5.5	18	1	C	1428.87
217-0903-500-20-150	90	11	3"	PN 5.5	21	1	A	1803.11
217-0903-610-10-075	90	11	3"	PN 5.5	18	1	A	1530.94
217-0903-610-20-150	90	11	3"	PN 5.5	23	1	A	1939.20
217-1254-345-10-075	125	11	4"	PN 5.5	24	1	C	2211.37
217-1254-345-20-150	125	11	4"	PN 5.5	33	1	C	2755.68
217-1254-500-10-075	125	11	4"	PN 5.5	28	1	C	2347.44
217-1254-500-20-150	125	11	4"	PN 5.5	37	1	C	2925.78
217-1254-610-10-075	125	11	4"	PN 5.5	30	1	A	2483.53
217-1254-610-20-150	125	11	4"	PN 5.5	39	1	A	3095.91
217-1806-610-20-150	180	11	6"	PN 5.5	63	1	C	5375.29
217-1806-345-10-075-2	180	17	6"	PN 2	36	1	A	3265.99
217-1806-345-20-150-2	180	17	6"	PN 2	49	1	C	4762.90
217-1806-500-10-075-2	180	17	6"	PN 2	40	1	C	3436.10
217-1806-500-20-150-2	180	17	6"	PN 2	53	1	C	4933.00
217-1806-610-10-075-2	180	17	6"	PN 2	43	1	A	3606.18
217-1806-610-20-150-2	180	17	6"	PN 2	56	1	A	5103.11

217/31-003

Factory Entry Elbow PE x Split
Flange.
Fabricated Steel and PE
Transition Elbow for
connecting gas services to
industrial buildings.
Kitemark™ Approved to
GIS/PL3
DN3"X90mm to
DN6"X180mm
Steel
Available with various options
of PE pipe length and
through wall lengths



AVK ref. no.	Pipe dia. mm	SDR	DN Inch	Pressure Rating (bar)	Theoretical weight/kg	Units/ Parcel	Deliv. code	Gross Price GBP
217-0903-345-10-07501	90	11	3"	PN 5.5	16	1	A	2075.26
217-0903-345-20-15001	90	11	3"	PN 5.5	16	1	A	2687.65
217-0903-500-10-07501	90	11	3"	PN 5.5	16	1	C	2177.33
217-0903-500-20-15001	90	11	3"	PN 5.5	23	1	A	2789.70
217-0903-610-10-07501	90	11	3"	PN 5.5	21	1	A	2279.39
217-0903-610-20-15001	90	11	3"	PN 5.5	24	1	A	2959.80
217-1254-345-10-07501	125	11	5"	PN 5.5	27	1	A	3027.85
217-1254-345-20-15001	125	11	5"	PN 5.5	36	1	C	3912.39
217-1254-500-10-07501	125	11	5"	PN 5.5	31	1	C	3163.94
217-1254-500-20-15001	125	11	5"	PN 5.5	40	1	C	4116.52
217-1254-610-10-07501	125	11	5"	PN 5.5	33	1	A	3300.01
217-1254-610-20-15001	125	11	5"	PN 5.5	41	1	C	4252.59
217-1806-345-10-07521	180	17	6"	PN 2	39	1	A	4490.74
217-1806-345-20-1502	180	17	6"	PN 2	52	1	C	5511.35
217-1806-500-10-07521	180	17	6"	PN 2	44	1	C	4660.85
217-1806-500-20-15021	180	17	6"	PN 2	57	1	C	6089.72
217-1806-610-10-07521	180	17	6"	PN 2	46	1	C	4830.93
217-1806-610-20-15021	180	17	6"	PN 2	59	1	A	6259.80

**218/31-001**

Below Ground Building Entry Fitting. PE x Screwed Fabricated steel and PE transition fitting for underground connections and entry of gas services into domestic and commercial buildings
Kitemark™ approved to GIS/PL3
DN25-63



Ref. no.	Pipe dia. mm	SDR	Size Inch	Pressure Rating (bar)	Theoretical weight/kg	Units/ Parcel	Deliv. code	Gross Price GBP
218-0250-050-05-0-1	25	11	¾	PN 5.5	3.6	1	C	136.07
218-0321-050-05-0-1	32	11	1	PN 5.5	4.1	1	A	170.11
218-0632-050-05-0-1	63	11	2"	PN 5.5	5.3	15	A	422.72

Available with various options of PE pipe length and through wall lengths.

Steel

218/31-002

Below Ground Building Entry Fitting. PE x Pipe End Plain suitable for welding. Fabricated steel and PE transition fitting for underground connections and entry of gas services into domestic and commercial buildings
Kitemark™ approved to GIS/PL3
DN90-180



Ref. no.	Pipe dia. mm	SDR	Connection	Pressure Rating (bar)	Theoretical weight/kg	Units/ Parcel	Deliv. code	Gross Price GBP
218-0903-050-05	90	11	3" PLAIN	PN 5.5	10	2	A	918.57
218-0903-075-12	90	11	3" PLAIN	PN 5.5	16	1	C	1,122.69
218-1254-050-10	125	11	4" PLAIN	PN 5.5	19	1	A	1,496.92
218-1254-075-12	125	11	4" PLAIN	PN 5.5	25	1	C	1,769.10
218-1254-100-15	125	11	4" PLAIN	PN 5.5	31	1	A	2,007.23
218-1806-050-102	180	17	6" PLAIN	PN 2	33	3	C	2,347.44
218-1806-075-122	180	17	6" PLAIN	PN 2	43	1	C	3,231.99
218-1806-100-152	180	17	6" PLAIN	PN 2	53	1	C	3,572.19
218-1806-120-152	180	17	6" PLAIN	PN 2	60	1	C	3,844.36
218-2508-120-152	250	17	8" PLAIN	PN 2	74	1	C	4,762.93

Available with various options of PE pipe length and through wall lengths.

Steel

218/31-003

Below Ground Entry Fitting with Split Flange. Fabricated steel and PE transition fitting for underground connections and entry of gas services into domestic and commercial buildings.
Kitemark™ approved to GIS/PL3
DN3"x90mm to
DN6"x180mm



Ref. no.	Pipe dia. mm	SDR	Connection	Pressure Rating (bar)	Theoretical weight/kg	Units/ Parcel	Deliv. code	Gross Price GBP
218-0903-050-05-02	90	11	DN80	PN 5.5	14	1	A	1,428.88
218-0903-075-10-02	90	11	DN80	PN 5.5	19	2	C	1,632.99
218-1254-050-10-02	125	11	DN100	PN 5.5	21	1	A	2,415.49
218-1254-075-12-02	125	11	DN100	PN 5.5	27	1	C	2,687.66
218-1254-100-15-02	125	11	DN100	PN 5.5	33	1	A	2,959.82
218-1806-050-10-22	180	17	DN150	PN 2	33	1	C	3,878.37
218-1806-075-12-22	180	17	DN150	PN 2	43	1	C	4,252.61
218-1806-100-15-22	180	17	DN150	PN 2	53	1	C	4,626.84
218-1806-120-15-22	180	17	DN150	PN 2	60	1	C	4,830.97

Available with various options of PE pipe length and through wall lengths

Steel

Split flange eliminates need for on-site welder.



218/41-001

Donkin Meter Module Riser Fitting. Fabricated Steel and PE Transition Fitting to connect the underground PE pipe to the inlet (ECV) of a Governor or Meter Module. Kitemark™ approved to GIS/PL3 DN3/4"x 25mm to DN10"x 250mm Steel Fully complies with dimensional requirements of T/SP/SER/8. Available with PE80 and PE100 pipe.



Ref. no.	Pipe dia. mm	SDR	Connection	Pressure Rating (bar)	Theoretical weight/kg	Units/ Parcel	Deliv. code	Gross Price GBP
218-0250-050-07-0102	25	11	R3/4	PN 5.5	1.5	1	C	396.54
218-0321-050-07-0102	32	11	R1	PN 5.5	3.6	5	A	487.57
218-0632-050-07-0102	63	11	DN50	PN 5.5	5.1	20	C	884.54
218-0632-050-07-0202	63	11	DN50	PN 5.5	5.4	2	A	1,190.74
218-0632-050-07-1202	63	11	DN50	PN 7	5.4	2	C	1,326.82
218-0903-050-07-0202	90	11	DN80	PN 5.5	11	10	A	1,496.92
218-0903-050-07-1202	90	11	DN80	PN 7	11	2	C	1,667.03
218-0904-050-07-0202	90	11	DN100	PN 5.5	11	2	C	1,598.99
218-0904-050-07-1202	90	11	DN100	PN 7	11	2	C	1,769.10
218-1254-050-07-0202	125	11	DN100	PN 5.5	21	9	A	1,939.20
218-1254-050-07-1202	125	11	DN100	PN 7	21	2	C	2,211.37
218-1256-050-07-0202	125	11	DN150	PN 5.5	22	1	C	2,075.29
218-1806-050-07-0202	180	11	DN150	PN16	-	1	C	2,694.13
218-1806-050-07-1202	180	11	DN150	PN 5.5	28	2	A	2,959.82
218-1806-050-07-2202	180	17	DN150	PN 5.5	32	4	A	2,619.62
218-1808-050-07-1202	180	11	DN200	PN 7	42	2	A	3,129.92
218-1808-050-07-2202	180	17	DN200	PN 2	33	1	C	2,789.72
218-2508-050-07-1202	250	11	DN200	PN 2	69	2	C	4,150.55
218-2508-050-07-2202	250	17	DN200	PN 2	45	1	A	3,674.25
218-2509-050-07-1202	250	11	DN250	PN 7	72	2	C	4,490.76
218-2509-050-07-2202	250	17	DN250	PN 2	46	2	C	4,014.47

218/41-002

Donkin Governor Module Riser Fitting. Fabricated Steel and PE Transition Fitting to connect the underground PE pipe to the inlet (ECV) of an above ground gas governor module installation. Kitemark™ approved to GIS/PL3 90mm x DN80 - 250mm x DN250 Steel Available with PE80 and PE100 pipe.



Ref. no.	Pipe dia. mm	SDR	Connection	Pressure Rating (bar)	Theoretical weight/kg	Units/ Parcel	Deliv. code	Gross Price GBP
218-0632-050-05-0107	63	11	R2	PN 2	4.2	1	C	816.50
218-0632-050-07-0207	63	11	DN50	PN 2	5.6	1	C	1,122.69
218-0632-050-07-1207	63	11	DN50	PN 7	5.1	1	C	1,258.78
218-0903-050-07-0207	90	11	DN80	PN 5.5	13	1	C	1,428.88
218-0903-050-07-1207	90	11	DN80	PN 7	10	1	C	1,598.99
218-1254-050-07-0207	125	11	DN100	PN 5.5	18	1	C	1,837.12
218-1254-050-07-1207	125	11	DN100	PN 7	17	1	C	2,109.30
218-1806-050-07-0207	180	11	DN150	PN 7	34	1	A	2,585.60
218-1806-050-07-1207	180	11	DN150	PN 7	28	1	C	2,823.73
218-1806-050-07-2207	180	17	DN150	PN 2	30	1	C	2,483.53
218-2508-050-07-1207	250	11	DN200	PN 7	27	1	C	3,980.45
218-2508-050-07-2207	250	17	DN200	PN 2	46	1	C	3,504.15
218-2509-050-07-1207	250	11	DN250	PN 7	48	1	C	4,286.63
218-2509-050-07-2207	250	17	DN250	PN 2	47	1	C	3,810.35

219/31-001

Building Entry Tee PE to steel transition fitting for connecting gas services to buildings. Kitemark™ approved to GIS/PL3 DN20-63 Steel Clockwise to Close Options: Series 456 Crimp Tool Kit is available for DN20, 25 and 32 sizes



AVK ref. no.	DN Inch	DN mm	Pressure Rating (bar)	Through wall L / mm	Theoretical weight/kg	Units/ Parcel	Deliv. code	Gross Price GBP
219-200-00	3/4"	20	PN 4	150	0.7	1	A	105.47
219-200-01	3/4"	20	PN 4	345	1.1	1	A	119.07
219-200-02	3/4"	20	PN 4	500	1.5	1	A	132.67
219-200-03	3/4"	20	PN 4	610	1.6	1	C	146.29
219-200-05	3/4"	20	PN 4	910	2.0	1	C	173.50
219-200-04	3/4"	20	PN 4	1000	2.5	1	C	214.33
219-250-00	1"	25	PN 4	150	0.8	1	A	136.07
219-250-01	1"	25	PN 4	345	1.1	1	A	149.69
219-250-02	1"	25	PN 4	500	1.5	1	A	163.30
219-250-03	1"	25	PN 4	610	1.6	1	C	176.91
219-250-05	1"	25	PN 4	910	2.0	1	C	204.12
219-250-04	1"	25	PN 4	1000	2.5	1	C	217.73
219-321-00	1 1/4"	32	PN 4	150	1.2	1	A	153.09
219-321-01	1 1/4"	32	PN 4	345	1.6	1	A	166.70
219-321-02	1 1/4"	32	PN 4	500	2.1	1	A	180.30
219-321-03	1 1/4"	32	PN 4	610	2.5	1	A	193.91
219-632-00-001	2"	63	PN 4	150	4.0	1	A	728.05
219-632-01-001	2"	63	PN 4	345	5.4	1	A	748.46
219-632-02-001	2"	63	PN 4	500	6.8	1	A	768.87
219-632-03-001	2"	63	PN 4	610	7.8	1	A	789.28



GAS FITTINGS RANGE

A Product to Suit Every Installation

At AVK UK, our fittings for gas are designed to perform where reliability matters most. Repair clamps, under pressure tees, flow-stop tees, split collars and live transfer fittings.

Every component is built to withstand demanding environments while delivering consistent, performance.

Trusted by utilities, contractors, and engineers across the UK, our fittings support critical infrastructure with strength, safety, and long-term value at their core.

Our fittings are developed to protect networks, minimise maintenance, and

extend asset life - helping networks operate more efficiently today while preparing for tomorrow's challenges. Backed by technical expertise and a commitment to innovation.

We offer a 24/7/365 emergency pipe repair for those critical situations when time matters.



202/31-001

Stainless Steel Repair Clamp
Nitrile Rubber Seals fitted
Zinc plated and passivated fasteners
Approved to GIS/LC8:Part 4
Sealing range DN80-1200
Length 150-2100mm
Stainless Steel
Note: Other sizes available on request
Available with threaded bosses 1/2" to 2" BSP



AVK ref. no.	Pipe DN mm	L mm	Pressure Rating (bar)	Theoretical weight/kg	Units/ Parcel	Deliv. code	Gross Price GBP
202-31-0086-0601	86 - 106	150	PN 7	5	1 A	314.50	
202-31-0111-0601	111 - 131	150	PN 7	6	1 A	340.70	
202-31-0138-0601	138 - 158	150	PN 7	6	1 A	394.75	
202-31-0164-0601	164 - 184	150	PN 7	6	1 A	402.31	
202-31-0200-1201	200 - 220	300	PN 7	14	1 A	772.30	
202-31-0215-1201	215 - 235	300	PN 7	14	1 A	797.34	
202-31-0255-1201	255 - 275	300	PN 7	15	1 A	820.19	
202-31-0268-1201	268 - 288	300	PN 7	15	1 A	824.81	
202-31-0319-1201	319 - 339	300	PN 6	16	1 A	885.83	
202-31-0341-1801	341 - 361	450	PN 6	25	1 A	1480.22	
202-31-0374-1801	374 - 394	450	PN 5	27	1 C	1640.80	
202-31-0395-1801	395 - 415	450	PN 5	28	1 C	1712.57	
202-31-0410-1801	410 - 430	450	PN 5	28	1 A	1787.59	
202-31-0422-1801	422 - 442	450	PN 5	28	1 C	1835.18	
202-31-0449-1801	449 - 469	450	PN 4	29	1 C	1897.36	
202-31-0474-1801	474 - 494	450	PN 4	32	1 A	2063.70	
202-31-0485-1801	485 - 505	450	PN 4	34	1 C	2132.39	
202-31-0503-1801	503 - 523	450	PN 4	35	1 C	2247.67	
202-31-0526-1801	526 - 546	450	PN 4	35	1 C	2392.75	
202-31-0533-1801	533 - 553	450	PN 3	35	1 C	2557.56	
202-31-0558-1801	558 - 578	450	PN 3	36	1 C	2737.90	
202-31-0580-1801	580 - 606	450	PN 3	36	1 C	2861.92	
202-31-0600-2401	600 - 626	600	PN 3	54	1 C	3600.91	
202-31-0629-2401	629 - 655	600	PN 3	55	1 C	4925.03	
202-31-0801-3001	801 - 827	750	PN 2	85	1 C	5921.07	
202-31-0903-3001	903 - 929	750	PN 2	87	1 C	6383.99	
202-31-0953-3001	953 - 979	750	PN 2	89	1 A	6740.58	



202/31-004

Stainless Steel Repair Clamp
Nitrile Rubber Seals with 2" Boss
Zinc plated and passivated fasteners
Approved to GIS/LC8:Part 4
Other boss sizes available on request
Sealing range DN80-2100
Length 150-2100mm
Stainless Steel
Note: Also available with threaded boss
Note: Other sizes available on request



AVK ref. no.	Pipe DN mm	L mm	Pressue Rating (bar)	Theoretical weight/kg	Units/ Parcel	Deliv. code	Gross Price GBP
202-31-0086-0651	86 - 106	150	PN 7	6	1	A	431.75
202-31-0111-0651	111 - 131	150	PN 7	6	1	A	455.79
202-31-0138-0651	138 - 158	150	PN 7	7	1	C	511.43
202-31-0164-0651	164 - 184	150	PN 7	7	1	A	510.94
202-31-0200-0651	200- 220	150	PN 7	7	1	C	524.79
202-31-0215-1251	215 - 235	300	PN 7	14	1	C	911.52
202-31-0255-1251	255 - 275	300	PN 7	15	1	C	936.73
202-31-0268-1251	268 - 288	300	PN 7	15	1	C	954.72
202-31-0319-1251	319 - 339	300	PN 6	16	1	A	1010.85
202-31-0374-1251	374 - 394	300	PN 5	21	1	C	1186.48
202-31-0395-1851	395 - 415	450	PN 5	26	1	C	1572.56
202-31-0410-1851	410 - 430	450	PN 5	28	1	C	1899.70
202-31-0422-1851	422 - 442	450	PN 5	28	1	C	1946.74
202-31-0449-1851	449 - 469	450	PN 4	29	1	C	2020.16
202-31-0485-1251	485 - 505	300	PN 4	21	1	C	1538.17
202-31-0600-1251	600 - 626	300	PN 3	28	1	C	2128.90
202-31-0629-1851	629 - 655	450	PN 3	62	1	C	4089.42

203/31-001

Gas Pipesaver Single Band
Repair Clamp
Designed according to
GIS/LC8:Part 4
Sealing range DN15-54
Length 60-100mm
(Supplied in bags of 10)
Stainless Steel



Ref. no.	DN/DN	DN mm	L mm	Pressue Rating (bar)	Theoretical weight/kg	Units/ Parcel	Deliv. code	Gross Price GBP
203-31-015-06	15 - 22	50	60	PN 2	0.1	1	C	82.56
203-31-024-06	24 - 30	25	60	PN 2	0.2	1	C	67.04
203-31-024-10	24 - 30	25	100	PN 2	0.4	1	C	128.39
203-31-027-06	27 - 35	50	60	PN 2	0.1	1	C	89.11
203-31-027-10 ⁽¹⁾	27 - 35	100	100	PN 2	0.3	1	C	110.16
203-31-032-10	32 - 38	32	100	PN 2	0.4	1	C	137.79
203-31-041-06	41 - 48	50	60	PN 2	0.2	6	A	97.43
203-31-048-10	48 - 54	100	100	PN 2	0.3	1	C	102.28
203-31-054-06	54 - 60	50	60	PN 2	0.1	1	C	102.61
203-31-054-10 ⁽¹⁾	54 - 60	50	100	PN 2	0.3	1	C	131.44

⁽¹⁾ Design standard according to GIS/LC8-4, 100 mm long

206/31-001

Stainless Steel Repair Clamp
Nitrile Rubber Seals
Zinc Plated and passivated fasteners
Approved to GLS/LC8:Part4
Sealing range DN25-300
Length 150-1200mm
Stainless Steel
Note: Other sizes available on request.
Available with threaded bosses 1/2" to 2" BSP



Ref. no.	DN/DN	L mm	Pressue Rating (bar)	Theoretical weight/kg	Units/ Parcel	Deliv. code	Gross Price GBP
206-31-0033-06D1	33 - 36	150	PN 7	3	1	C	535.48
206-31-0041-06B1	41 - 44	150	PN 7	3	1	C	541.03
206-31-0047-06C1	47 - 50	150	PN 7	3	1	C	569.96
206-31-0055-0601	55 - 58	150	PN 7	3	1	C	215.09
206-31-0055-1201	55 - 58	300	PN 7	5	1	C	387.45
206-31-0058-06D1	58 - 65	150	PN 7	3	1	C	581.67
206-31-0058-06A1	58 - 65	150	PN 7	3	1	C	594.83
206-31-0060-0651	60 -	150	PN 7	3	1	A	645.08
206-31-0066-0601	66 - 73	150	PN 7	3	1	C	243.12
206-31-0070-0651	70 - 77	150	PN 7	3	1	C	652.02
206-31-0079-1201	79 - 86	300	PN 7	6	1	C	518.34
206-31-0086-0601	86 - 93	150	PN 7	3	1	C	434.78
206-31-0086-1201	86 - 93	300	PN 7	6	1	C	573.93
206-31-0092-0601	92 - 99	150	PN 7	4	1	C	467.38
206-31-0092-1201	92 - 99	300	PN 7	7	1	C	581.82
206-31-0111-0601	111 - 121	150	PN 7	4	1	C	497.89
206-31-0111-1201	111 - 121	300	PN 7	8	1	A	592.63
206-31-0118-0601	118 - 128	150	PN 7	4	1	A	525.01
206-31-0118-1201	118 - 128	300	PN 7	8	1	C	623.57



253/31-001

Supa Collar Universal Repair Clamp
 Kitemark™ to GIS/LC8:Part 4
 Ductile Iron
 MOP 7 Bar
 Sealing range DN80-300
 Available with a 2" Boss



Ref. no.	DN mm	DN/DN	Pressure Rating (bar)	Theoretical weight/kg	Units/ Parcel	Deliv. code	Gross Price GBP
253-31-003-01	80	85.4 - 103	PN 7	7.8	1	C	289.07
253-31-004-01	100	111.8 - 129.4	PN 7	17	1	C	308.25
253-31-006-01	150	165.2 - 184.8	PN 7	18	1	C	513.74
253-31-008-01	200	215.9 - 239.7	PN 7	24	1	C	1,447.18
253-31-010-01	250	269.2 - 293.5	PN 7	32	1	C	1,614.39
253-31-012-01	300	319.9 - 341.3	PN 7	49	1	C	1,958.58

253/31-004

Supa Collar Universal Repair Clamp
 Complete with 2" boss.
 Kitemark™ to GIS/LC8:Part 4
 Ductile Iron
 MOP 7 Bar
 DN80-300
 Available without a 2" Boss



Ref. no.	DN mm	DN/DN	Pressure Rating (bar)	Theoretical weight/kg	Units/ Parcel	Deliv. code	Gross Price GBP
253-31-003-51	80	85.4 - 103	PN 7	7.8	2	A	324.55
253-31-004-51	100	111.8 - 129.4	PN 7	17	12	A	320.53
253-31-006-51	150	165.2 - 184.8	PN 7	18	10	A	573.36
253-31-008-51	200	215.9 - 239.7	PN 7	24	2	A	1,488.30
253-31-010-51	250	269.2 - 293.5	PN 7	32	1	C	1,675.09
253-31-012-51	300	319.9 - 341.3	PN 7	49	1	C	2,038.53

AVK UK TRAINING & DEMONSTRATION VEHICLE

BOOK THE AVK UK TRAINING AND DEMONSTRATION VEHICLE TO ROLL UP AT YOUR BUSINESS



Call:
01246 479100



Email:
customerservice@avkuk.co.uk



**207/31-001**

Live Transfer Fitting
Designed according to
GIS/LC8:Part 4
Outlet DN20-50
Length: 100-150mm
Stainless Steel



Ref. no.	BSPT thread Inch	DN mm	DN/DN	Pressure Rating (bar)	Theoretical weight/kg	Units/ Parcel	Deliv. code	Gross Price GBP
207-31-0034-04071	3/4	25	32.5 - 35.5	PN 2	0.5	2	A	192.86
207-31-0042-04101	1	32	41.0 - 44.0	PN 2	0.4	5	A	206.01
207-31-0048-06121	1 1/4	40	47.0 - 51.0	PN 2	3.4	3	A	263.02
207-31-0048-06131	1.25	40	47.0 - 51.0	PN 2	2.8	1	C	267.11
207-31-0048-06151	1 1/2"	40	47.0 - 51.0	PN 2	2.7	10	A	270.47
207-31-0048-09161	1.5	40	47.0 - 51.0	PN 2	3.4	1	C	469.11
207-31-0060-06201	2	50	59.0 - 63.0	PN 2	2.5	10	A	331.41

214/31-001

Flowstop Tee
Fabricated Steel Under
Pressure Tee with PN16
Flanges (Other options
available)
Sealing range: DN350-900
Flanges from DN80-600
Stainless Steel
MOP 7 Bar
(Suitable for Flowstopping)



Ref. no.	DN mm	Pipe dia. mm	Pressure Rating (bar)	Theoretical weight/kg	Units/ Parcel	Deliv. code	Gross Price GBP
214-31-0387-3051	300	387	PN 7	487	1	C	13837.92
214-31-0406-3051	300	406	PN 7	150	1	C	14878.36
214-31-0413-3051	300	413	PN 7	325	1	C	14878.36
214-31-0439-3051	300	439	PN 7	150	1	C	14878.36
214-31-0457-3051	300	457	PN 7	220	1	C	15918.81
214-31-0480-3051	300	480	PN 7	220	1	C	15918.81
214-31-0492-3051	300	492	PN 7	220	1	C	15918.81
214-31-0610-4051	400	610	PN 7	630	1	C	27710.51
214-31-0650-4051	400	650	PN 7	677	1	C	27710.51
214-31-0970-6051	600	970	PN 7	623	1	C	44357.62

257/31-001

Universal Under Pressure Tee
PN16 Flange
Kitemark™ approved to
GIS/LC8: Part 4
Sealing range: DN80-300
Ductile Iron
MOP 7 Bar
(Suitable for Flowstopping)
Flange Range DN80-300



Ref. no.	DN/DN	DN2 mm	Pressure Rating (bar)	Theoretical weight/kg	Units/ Parcel	Deliv. code	Gross Price GBP
257-31-04-081	111.8 - 129.4	80	PN 7	14	4	A	1,095.57
257-31-04-101	111.8 - 129.4	100	PN 7	16	10	A	1,201.81
257-31-06-081	165.2 - 184.8	80	PN 7	19	1	A	1,300.96
257-31-06-101	165.2 - 184.8	100	PN 7	21	8	A	1,368.13
257-31-06-151	165.2 - 184.8	150	PN 7	26	1	A	1,448.26
257-31-08-081	215.9 - 239.7	80	PN 7	28	1	A	3,318.58
257-31-08-101	215.9 - 239.7	100	PN 7	29	1	C	3,150.23
257-31-08-151	215.9 - 239.7	150	PN 7	39	1	A	3,629.23
257-31-08-201	215.9 - 239.7	200	PN 7	41	1	A	3,082.31
257-31-10-081	269.2 - 293.5	80	PN 7	34	1	C	2,635.86
257-31-10-101	269.2 - 293.5	100	PN 7	36	1	C	3,310.66
257-31-10-151	269.2 - 293.5	150	PN 7	58	1	C	4,787.98
257-31-10-201	269.2 - 293.5	200	PN 7	60	1	A	4,936.47
257-31-10-251	269.2 - 293.5	250	PN 7	64	1	A	4,394.19
257-31-12-081	319.9 - 341.3	80	PN 7	51	1	A	3,727.10
257-31-12-101	319.9 - 341.3	100	PN 7	52	1	C	3,818.20
257-31-12-151	319.9 - 341.3	150	PN 7	54	1	C	3,996.84
257-31-12-201	319.9 - 341.3	200	PN 7	65	1	A	7,318.44
257-31-12-251	319.9 - 341.3	250	PN 7	70	1	C	6,261.68
257-31-12-301	319.9 - 341.3	300	PN 7	85	1	A	6,304.18

**215/31-001**

Under-pressure Tee for gas and non-conventional gas. Kitemark™ to GIS/LC8:Part 4
Nitrile seals
Zinc plated and passivated fasteners
PN16
Flange range: DN50-600 Pipe size: DN80-1200 Length to suit outlet size
Stainless Steel
Note: Other sizes are available on request



AVK ref. no.	Pipe DN mm	Branch mm	L mm	Pressure Rating (bar)	Theoretical weight/kg	Units/ Parcel	Deliv. code	Gross Price GBP
215-31-0086-03121	86 - 106	80	300	PN 7	15	1	A	1248.53
215-31-0111-03121	111 - 131	80	300	PN 7	16	1	A	1359.52
215-31-0111-04121	111 - 131	100	300	PN 7	17	1	A	1403.90
215-31-0138-03121	138 - 158	80	300	PN 7	21	1	A	1396.49
215-31-0138-04121	138 - 158	100	300	PN 7	42	1	A	1511.04
215-31-0164-03121	164 - 184	80	300	PN 7	16	1	A	1525.99
215-31-0164-04121	164 - 184	100	300	PN 7	40	1	A	1519.68
215-31-0200-03121	200 - 220	80	300	PN 7	23	1	A	1601.17
215-31-0200-04121	200 - 220	100	300	PN 7	25	1	A	1686.34
215-31-0215-04121	215 - 235	100	300	PN 7	17	1	A	1719.65
215-31-0215-08181	215 - 235	200	450	PN 7	35	1	A	2968.74
215-31-0232-04121	232 - 252	100	300	PN 7	25	1	A	1747.26
215-31-0232-08181	232 - 252	200	450	PN 7	35	1	A	2975.67
215-31-0255-04121	255 - 275	100	300	PN 7	25	1	A	1779.04
215-31-0255-08181	255 - 275	200	450	PN 7	38	1	C	2982.61
215-31-0268-04121	268 - 288	100	300	PN 7	18	1	A	1801.36
215-31-0268-10241	268 - 288	250	600	PN 6	46	1	A	4163.78
215-31-0319-04121	319 - 339	100	300	PN 6	18	1	A	1813.70
215-31-0319-10241	319 - 339	250	600	PN 5	52	1	C	4097.81
215-31-0341-03121	341 - 361	80	300	PN 4	41	1	C	1814.12
215-31-0341-12301	341 - 361	300	750	PN 4	65	1	C	5962.44
215-31-0374-06181	374 - 394	150	450	PN 4	34	1	C	3192.70
215-31-0374-12301	374 - 394	300	750	PN 4	66	1	C	6744.23
215-31-0395-04121	395 - 415	100	300	PN 3	36	1	C	2360.01
215-31-0395-12301	395 - 415	300	750	PN 3	67	1	A	6764.97
215-31-0410-04121	410 - 430	100	300	PN 3	29	1	A	2450.24
215-31-0410-12301	410 - 430	300	750	PN 3	81	1	A	7018.15
215-31-0422-04121	422 - 442	100	300	PN 3	30	1	C	2739.81
215-31-0422-10241	422 - 442	250	600	PN 3	57	1	C	5518.52
215-31-0449-04121	449 - 469	100	300	PN 3	37	1	C	2524.12
215-31-0449-12301	449 - 469	300	750	PN 3	76	1	C	7259.53
215-31-0474-04121	474 - 494	100	300	PN 3	33	1	C	2619.44
215-31-0474-12301	474 - 494	300	750	PN 3	80	1	C	7347.49
215-31-0485-04121	485 - 505	100	300	PN 3	84	1	C	2632.68
215-31-0485-12301	485 - 505	300	750	PN 3	80	1	A	7478.72
215-31-0503-04121	503 - 523	100	300	PN 2	84	1	C	2610.89
215-31-0503-12301	503 - 523	300	750	PN 2	88	1	C	7277.11
215-31-0526-04121	526 - 546	100	300	PN 2	33	1	C	2647.90
215-31-0526-16361	526 - 546	400	900	PN 2	111	1	A	9776.01
215-31-0535-04121	535 - 555	100	300	PN 2	27	1	C	2765.36
215-31-0535-12301	535 - 555	300	750	PN 2	80	1	A	7597.19
215-31-0558-04121	558 - 578	100	300	PN 2	34	1	C	2815.30
215-31-0558-20421	558 - 578	500	1050	PN 2	154	1	A	14599.53
215-31-0580-04121	580 - 606	100	300	PN 2	40	1	C	2856.82
215-31-0580-12301	580 - 606	300	750	PN 2	85	1	C	7500.46
215-31-0600-04121	600 - 626	100	300	PN 2	40	1	C	2940.99
215-31-0600-20421	600 - 626	500	1050	PN 2	160	1	C	14706.34
215-31-0629-06181	629 - 655	150	450	PN 2	62	1	A	4037.70
215-31-0629-20421	629 - 655	500	1050	PN 2	180	1	A	14786.80
215-31-0640-06181	640 - 666	150	450	PN 2	63	1	C	4252.65
215-31-0640-24481	640 - 666	600	1200	PN 2	174	1	C	17702.82

ADDITIONAL INFORMATION





PRODUCT SPECIFICATION CHECKLISTS

These handy and easy to use guides are designed to assist the selection of the correct valve for your specification.

Product specification checklists includes:

- Series 21 Gate Valves
- Large Diameter Gate Valves
- Series 29 Underground Hydrants
- Actuator Specification
- Check / Recoil Valves
- Series 701 Air Valves
- Butterfly Valves
- Series 702 Knife Gate Valves
- Series 854 Ball Float Valves
- Series 879 Control Valves



VISIT AVKUK.CO.UK

Contact us to find out more:



customerservice@avkuk.co.uk



+44 (0) 1246 479100

GATE VALVE SPECIFICATION <DN300

FOR USE WHEN ORDERING

Valve series no		LNS No (if known)	
Size (DN)			
Wedge Type (tick Box)		Closure (tick Box)	
Metal <input type="checkbox"/>	Resilient <input type="checkbox"/>	CWC <input type="checkbox"/>	CWO <input type="checkbox"/>
Pressure Rating (tick Box)			
PN10 <input type="checkbox"/>	PN16 <input type="checkbox"/>	PN25 <input type="checkbox"/>	Other:
Termination (tick Box)			
Flanged <input type="checkbox"/>	PE Ended <input type="checkbox"/>	Spigot End <input type="checkbox"/>	Socket Connections
Valve Operation (tick Box)			
Cap Top <input type="checkbox"/>	Handwheel <input type="checkbox"/>	Bevel Gearbox <input type="checkbox"/>	Spur Gearbox <input type="checkbox"/>
Actuator (Please complete actuation specification sheet)			
Maximum unbalanced operating pressure:		Flow rate	
Flange Drilling (tick Box)	PN10 <input type="checkbox"/>	PN16 <input type="checkbox"/>	PN25 <input type="checkbox"/> ANSI <input type="checkbox"/>
Coating - Preferred Thickness (tick Box)	250 Microns <input type="checkbox"/>	300 Microns <input type="checkbox"/>	Other:
Datum Levels		Gearbox Operating Conditions	
Pipe Orientation (tick Box)		Fluid Details (tick Box)	
Vertical <input type="checkbox"/>	Horizontal <input type="checkbox"/>	Water <input type="checkbox"/>	Sewage <input type="checkbox"/>
Time to Open:		Close:	
Number of open/close cycles	Day	Week	Month
Other Requirements - Additional Options: e.g Non-rising Stem / Outside Screw & Yoke / Pinned Seats			
Documentation (Standard, Special O&M's, Drawing, Test Certification, BIM files if available)			

LARGE DIAMETER GATE VALVE SPECIFICATION

FOR USE WHEN ORDERING

Valve series no		LNS No (if known)	
Size (DN)			

Wedge Type (tick Box)		Closure (tick Box)	
Metal	Resilient	CWC	CWO

Pressure Rating (tick Box)			
PN10	PN16	PN25	Other:

Differential Pressure	bar
------------------------------	------------

Orientation - Direction of Spindle (tick Box)			
Vertical	Horizontal, Flanges Vertical (Wedge Guides Required)	Horizontal, Flanges Horizontal	

Valve to be Operated by (tick Box)			
Bare Shaft	Cap Top	Handwheel (May Require Gearbox)	Bevel Gearbox (Essential above DN600)
Spur Gearbox (Essential above DN600)	Actuator (Please complete actuation specification sheet)		

Bypass - Direction of Drive (tick Box)		Fluid Details (tick Box)	
Vertical	Horizontal	Water	Sewage

Other Requirements - Additional Options: e.g Non-rising Stem / Outside Screw & Yoke / Pinned Seats

Documentation (Standard, Special O&M's, Drawing, Test Certification)

Note:

1. For metal seat: When valve stem is horizontal (DN350 and above) Shoes and Channels should be used
2. Flow rate m/sec. If over 3.5m/s another valve should be considered, please refer to technical support
3. Actuator or gearbox must be used on all manually operated valves above DN600 Dia.

SERIES 29 UNDERGROUND HYDRANT SPECIFICATION

FOR USE WHEN ORDERING

Valve series no		LNS No (if known)	
Size (DN)	80		

Pressure Rating (tick Box)		Stopper Type (tick Box)	
PN16	PN25	Fixed	Loose

Fixed Stopper Material (tick Box)			
Bayonet	Gunmetal 2½" RT	London	Instantaneous
Belfast	Stainless Steel 2½" RT		

Flange Drilling (tick Box)	PN10/16	Table D	Table E
-----------------------------------	---------	---------	---------

Coating - Preferred Thickness (tick Box)	250 Microns	300 Microns	Other:
---	-------------	-------------	--------

Drain Type (tick Box)			
Auto Frost Valve	Blank Plug	Stainless Steel Plug	Other:

Outlet Cap (tick Box)			
Black Dust Cap	Bayonet Cover	Belfast Cover	Instantaneous Cover
Gunmetal Cover			

Fluid Details	
----------------------	--

Other Requirements - Additional Options

Documentation (Standard, Special O&M's, Drawing, Test Certification)

ACTUATOR SPECIFICATION

FOR USE WHEN ORDERING

Basic Technical Information				
Valve size / Type				
Quantity				
Actuator Size				
Actuator Base				
Coupling Type				
Enclosure				
Output RPM				
Power Supply				
Handwheel				
Cover Tube Length				
Output Turns				
Valve Torque				
Wiring Diagram Number				
Closing Direction				
Conduit Entry Sizes				
Technical Information - Settings and Options				
Folomatic Signal Range				
Folo / CPT Low Signal				
Local Control				
Relay S1 Setting		Relay S2 Setting		
Relay S3 Setting		Relay S4 Setting		
Second Stage Gearbox Ordering Information				
Gearbox Size				
Radio				
Output Closing Direction				
Base Size				
For Quarter-turn Operators				
Handing		Spurbox Position		
For Multi-turn Operators				
Base Type		Cover Tube Length		
Number of open/close cycles	Day	Week	Month	Year
<p>Note: Attributes shown in BOLD TEXT (for this document only) are mandatory, and your order cannot be fully processed until we have this information. Other attributes have default options which we will supply unless advised in the contrary.</p> <p>The default option of top handwheel applies to IQ sizes 10 - 40 only. Sizes 70 - 95 have 15:1 side geared handwheel as the default option.</p>				

CHECK / RECOIL VALVES SPECIFICATION

FOR USE WHEN ORDERING

Valve series no		LNS No (if known)	
Size (DN)			
Pressure Rating (tick Box)	PN16	PN25	
Maximum Flow Rate			
Max Pressure Head		Min Pressure Head	
Hinge Pin (tick Box)	Stainless Steel	Stainless Steel A4	Bronze
Fastners (tick Box)	Zinc Plated	Stainless Steel A4	
Flange Drilling (tick Box)	PN10	PN16	PN25
ANSI	Table D	Table E	
Coating - Preferred Thickness (tick Box)			
250 Microns	300 Microns	Other:	
Fluid Details			
Pipe Orientation (tick Box)	Vertical	Horizontal	
System Data (tick Box)			
Single Pump	Multi Pump	Other:	
Surge Equipment Fitted (tick Box)	Yes	No	
Other Requirements - Additional Options e.g Lever, Weight & Guard / Left/Right Side / Bypass Valve / Proximity Switch etc			
Documentation (Standard, Special O&M's, Drawing, Test Certification)			
Note: if possible to correctly size a recoil valve, please provide a hydraulic / surge analysis of the system.			

SERIES 701 AIR VALVE SPECIFICATION

FOR USE WHEN ORDERING

Valve series no		LNS No (if known)	
Size (DN)			

Pressure Rating (tick box)			
PN10	PN16	PN25	Other:

Type (tick box)	Single Orifice	Double Orifice
------------------------	-----------------------	-----------------------

Flow Details			
Minimum Flow:		Minimum Head:	
Maximum Flow:		Maximum Head:	

Flange Drilling (tick box)			
PN10	PN16	PN25	Threaded

Fluid Details	Water	Sewage
----------------------	--------------	---------------

Isolator Type (tick box)			
Ball Valve	Butterfly Valve	Gate Valve C/W	Handwheel C/W
Bevel Gear Box	Other:		

Other Requirements - Additional Options

Documentation (Standard, Special O&M's, Drawing, Test Certification)

BUTTERFLY VALVE SPECIFICATION

FOR USE WHEN ORDERING

Valve Series no		LNS No (if known)				
Nominal Bore of Valve (DN200-3000)						
Valve Type (Circle)	Wafer	Wafer Lugged	Double Lugged			
			Lugged			
			Mono			
Pressure Rating (Circle)						
PN6	PN10	PN16	PN25			
			Other:			
Maximum Unbalanced Operating Pressure (difference between the upstream and downstream pressures)		Flow Details Maximum Flow:				
Type of Movement (Circle)		Type of Seating (Circle)				
Centric	Double Eccentric	Integral	Separate			
Trim Material (Circle)	Gunmetal	Stainless Steel 304	Duplex			
			AL.Bronze			
			DI / Rilsan			
Direction of Operation (Circle)		Liner Material (Circle)				
CWO	CWC	EPDM	NBR			
Flange Drilling Requirements						
PN6	PN10	PN16	PN25			
			ANSI			
Coating - Preferred Thickness (Circle)						
100 Microns	250 Microns	300 Microns	Other:			
Method of Operation (Circle)						
Bareshaft	Manual	Lever	Electrical	Hydraulic	Pneumatic	Actuator (Please complete actuation specification sheet)
Mounted Operation (Circle)						
Direct Mounted		Floor Mounted		Other:		
Gearbox Operating Conditions (Circle)						
Splash Proof		Buried		Submersible		Marinised
Pipe Orientation (Circle)				Vertical		Horizontal
Shaft (Circle)				Horizontal		Vertical
Fluid Details			Max Temperature			

SERIES 702 KNIFE GATE VALVE SPECIFICATION

FOR USE WHEN ORDERING

Size (DN)		LNS No (if known)	
Body Material (tick Box)		Yoke Material (tick Box)	
Ductile Iron <input type="checkbox"/>	Stainless steel <input type="checkbox"/>	Mild Steel <input type="checkbox"/>	Stainless Steel <input type="checkbox"/>
Closure (tick Box)		Spindle (tick Box)	
CWC <input type="checkbox"/>	CWO <input type="checkbox"/>	Rising <input type="checkbox"/>	Non-rising <input type="checkbox"/>
Flange Drilling (tick Box)	PN10 <input type="checkbox"/>	PN16 <input type="checkbox"/>	PN25 <input type="checkbox"/>
PN40 <input type="checkbox"/>	PN64 <input type="checkbox"/>	ANSI <input type="checkbox"/>	Other: <input type="checkbox"/>
Differential Pressure (tick Box)	PN10 <input type="checkbox"/>	PN16 <input type="checkbox"/>	PN25 <input type="checkbox"/>
PN40 <input type="checkbox"/>	PN64 <input type="checkbox"/>		
Sealing (tick Box)	Viton <input type="checkbox"/>	Teflon <input type="checkbox"/>	NBR <input type="checkbox"/>
EPDM <input type="checkbox"/>	Silicone <input type="checkbox"/>	Polyurethane <input type="checkbox"/>	
Coating - Preferred Thickness (tick Box)	150 Microns <input type="checkbox"/>	250 Microns <input type="checkbox"/>	300 Microns <input type="checkbox"/>
			Other: <input type="checkbox"/>
Orientation - Direction of Spindle (tick Box)	Vertical <input type="checkbox"/>	Angled <input type="checkbox"/>	Horizontal <input type="checkbox"/>
Valve to be Operated by (tick Box)			
Bare Shaft <input type="checkbox"/>	Cap Top <input type="checkbox"/>	Handwheel (May Require Gearbox) <input type="checkbox"/>	Bevel Gearbox <input type="checkbox"/>
Spur Gearbox <input type="checkbox"/>	Lever Operation <input type="checkbox"/>	Actuator (Please complete actuation specification sheet)	
Actuation (tick Box)	Electric <input type="checkbox"/>	Pneumatic <input type="checkbox"/>	Hydraulic <input type="checkbox"/>
Actuator Mounting (tick Box)	F10 <input type="checkbox"/>	F14 <input type="checkbox"/>	F16 <input type="checkbox"/>
	F20 <input type="checkbox"/>	F25 <input type="checkbox"/>	
Fluid Details (tick Box)	Water <input type="checkbox"/>	Sewage <input type="checkbox"/>	
Number of open/close cycles	Day	Week	Month
Other Requirements - Additional Options			
Documentation (Standard, Special O&M's, Drawing, Test Certification, BIM files if available)			
Note: Flow Rate m/sec: If over 3.5m/s another valve should be considered, please refer to technical support			

SERIES 854 BALL FLOAT VALVES SPECIFICATION
FOR USE WHEN ORDERING

Size (DN)		LNS No (if known)	
------------------	--	--------------------------	--

Maximum Flow Rate	
--------------------------	--

Flange Drilling (tick box)	PN10	PN16
-----------------------------------	-------------	-------------

Coating - Preferred Thickness (tick box)			
---	--	--	--

250 Microns	300 Microns	Other:	
--------------------	--------------------	---------------	--

Tank Data (tick box)			
-----------------------------	--	--	--

Valve Inside Tank	Valve Outside Tank	Top Entry	Bottom Entry
--------------------------	---------------------------	------------------	---------------------

System Data (tick box)			
-------------------------------	--	--	--

Pumped	Gravity	Other:	
---------------	----------------	---------------	--

Other Requirements - Additional Options
--

Documentation (Standard, Special O&M's, Drawing, Test Certification)

Note: 854/00 (EX FIG 1006) DN350-600 is only rated at 2.5 bar. If higher pressures are required then use 854/20 (ex fig 1048)

SERIES 879 - CONTROL VALVE SPECIFICATION

FOR USE WHEN ORDERING

Size (DN)		LNS No (if known)	
------------------	--	--------------------------	--

Operating Data			
Q - Flow (m³/h)	Min:		Max:
P - Working Pressure (bar)	Min (P1):		Max (P2):
Pipe Size			
Fluid			
Temperature (°C)			

Construction (tick Box)		
Bore	Full Bore	Reduced Bore
Pressure Class	PN10	PN16

Optional Extras (tick Box)		
Position Indicator	Lifting Device (Bow Nuts BS 3974)	Position Indicator with Limit Switch
Anti-cavitation Trim	Outlet Pressure Gauge	Filter Back Flushing Valve
Inlet Pressure Gauge		

Other Requirements - Additional Options

Documentation (Standard, Special O&M's, Drawing, Test Certification)

PIPE DIAMETER CHART

NOMINAL BORE	INCHES	0.5	0.75	1	1.25	1.5	2	2.5	3	3.5	4	5	6	7	8	9	10	12	14
	MM	15	20	25	32	40	50	65	80	90	100	125	150	175	200	225	250	300	350

DUCTILE IRON	BS4772 (1988) DIN 28601, 28602 28603, 28605					56 DIN 28601	66 DIN 28601	66 DIN 28605	82 DIN 28605	98		118	144 DIN 28601/3	170		222		274	326	378
--------------	---	--	--	--	--	--------------------	--------------------	--------------------	--------------------	----	--	-----	-----------------------	-----	--	-----	--	-----	-----	-----

uPVC	BS3505	21.4	26.8	33.6	42.3	48.3	60.4		88.9		114.3	140.2	168.3		219.1		273	323.9	355.6
	BS3503	21.4	26.8	33.6	42.3	48.3	60.4	75.2	88.9		114.3	140.2	168.3	193.8	219.1	244.5	273	323.9	355.6

(IMPERIAL CAST IRON) AND ASBESTOS CEMENT (TURNED END)	BS1211 (1981) (UTI 27" NB)	CLASS AB ONLY					2.20 55.9	2.72 69.1	3.24 82.3	3.76 95.5		4.80 121.9	5.09 149.9	6.98 177.3	8.06 204.7	9.14 232.2	10.20 259.1	11.26 286.0	13.14 333.8	15.22 387
		CLASS CD ONLY					2.20 55.9	2.72 69.1	3.24 82.3	3.76 95.5		4.80 121.9	5.90 149.9	6.98 177.3	8.06 204.7	9.14 232.2	10.20 259.1	11.26 286.0	13.60 345.4	15.72 399.3
	BS78 (1981)	NON STD					2.25 57		3.25 82.5											
	BS486 (1966)																			

STEEL	ISO/4200 (1991)	SER 1	21.3	26.9	33.7	42.4	48.3	60.3	76.1	88.9		114.3	139.7	168.3		219.1		273	323.9	355.6	
		SER 2		25.0	32.0	40.0	57.0	63.5	70.0		101.6	127.0	133.0								
		SER 3		25.4	30.0	44.5	54.0		73.0	82.5		108.0	141.3	159.0	193.7		244.5				
		SER 3		35.0									152.4	177.8							
	BS1387	21.3	26.9	33.7	42.4	48.3	60.3	76.1	88.9		114.3	139.7	165.1								
	BS3600 (1998) & BS3601 (1993) (PIPE ENDS TO BS534 1990)	21.4	26.8	33.6	42.3	48.3	60.4	76.1	88.9	101.6	114.3	139.7	168.3	193.7	219.1	244.5	273	323.9	355.6		
API 5L & BS1600	21.4	26.7	33.4	42.2	48.3	60.3	73.0	88.9	101.6	114.3	141.3	168.3		219.1		273.1	323.9	355.6			

GRP	BS5480														220		272	324	376
-----	--------	--	--	--	--	--	--	--	--	--	--	--	--	--	-----	--	-----	-----	-----

METRIC ASBESTOS CEMENT (TURNED END)	BS486	CLASS 15											177		232	259	286	334	392
		CLASS 20													232	259	286	345	405
		CLASS 25						69		96		122		177		240	268	295	356

ABS	BS5391																			
-----	--------	--	--	--	--	--	--	--	--	--	--	--	--	--	--	--	--	--	--	--

uPVC & POLYETHYLENE (METRIC) BS5556 (ISO /161/1)	METRIC uPVC & PE HAVE A DESIGNATED NOMINAL BORE WHICH IS USUALLY THE SAME AS THE OUTSIDE DIAMETER.																		
	16	20	25	32	40	50	63	75	90	11	125	140	160	180					

15	16	18	20	21	22	24	26	27	28	30	32	33	34	36	40	42	44	48	52	56	64	72	80
375	400	450	500	525	550	600	650	675	700	750	800	825	850	900	1000	1050	1100	1200	1300	1400	1600	1800	2000

	429	480 BS ONLY	532			635			738		842			945	1048			1152 BS ONLY	1255 BS ONLY		1462 BS ONLY	1668 BS ONLY		
--	------------	--------------------------	------------	--	--	------------	--	--	------------	--	------------	--	--	------------	-------------	--	--	---------------------------	---------------------------	--	---------------------------	---------------------------	--	--

	406.4	457.2	508			609.6																		
	406.4	457.2	508		558.8	609.6																		

16.26 413	17.30 436	19.38 492	21.46 545	22.50 572	23.54 598	25.60 650	27.66 703	28.70 729	29.72 755	31.78 807	33.84 860	34.88 886	35.92 912	37.96 964	42.06 1068	44.12 1121	46.16 1172	50.26 1277						
16.78 426.2	17.84 453.1	19.9 506.9	22.06 560.3	23.12 587.2	24.16 613.7	26.26 667.0	28.36 720.3	29.40 746.8	30.44 773.2	32.52 826.0	34.62 879.3	35.66 905.8		38.76 984.5	42.92 1090.2	45.00 1143.0		51.20 1300.5						

	406.4	457	508			610			711		813			914	1016	1067	1118	1219		1422	1626	1829	2032
									762							1168			1321				
				559		660						864											
	406.4	457	508		559	610	660		711	762	813		864	914	1016			1219		1422	1626	1829	2032
	406.4	457.2	508		559	609.6	660.4		711.2	762	812.8		863.6	914.4	1016	1066.8	1117.6	1219.2	1320.8	1422.4	1125.6	1828.8	2032

	427	478	530			633			718		820			924	1027		1144	1228	1350	1449	1640	1844	2048
--	-----	-----	-----	--	--	-----	--	--	-----	--	-----	--	--	-----	------	--	------	------	------	------	------	------	------

	448	498	568			654			761	808	882		927	970									
	463	515	586			672			780	830	904		952	996									
	478	532	605			691			801	852	915		977	1024									

--	--	--	--	--	--	--	--	--	--	--	--	--	--	--	--	--	--	--	--	--	--	--	--

QUOTE PIPE CLASS, RATING OR WALL THICKNESS ON ENQUIRIES

200	225	280	315	335	400	450	500	560	630	710	800	900	1000	1200	1400	1600	1800	2000
-----	-----	-----	-----	-----	-----	-----	-----	-----	-----	-----	-----	-----	------	------	------	------	------	------

TERMS AND CONDITIONS OF SALE AND DELIVERY

GENERAL

AVK and the Customer have agreed that AVK shall provide the Goods (as defined below) in accordance with these terms and conditions.

Whereby it is agreed as follows:-

1. INTERPRETATION 1.1 DEFINITIONS.

In these Conditions, the following definitions apply:

AVK: means AVK UK Limited (No. 01838290) or any subsidiary or holding company or associate thereof (as such terms are defined in the Companies Act 2006 (as amended from time to time)).

Bespoke Warranty: the element of any warranty relating only to quality and/or fitness and/or durability, where that warranty is provided by a supplier to AVK and where it relates to a complete product sold as Goods by AVK without alteration.

Business Day: a day (other than a Saturday, Sunday or public holiday) when banks in London are open for business.

Conditions: the terms and conditions set out in this document as amended from time to time in accordance with clause 13.6.

Contract: any contract between AVK and the Customer for the supply of Goods and/or Services made in accordance with these Conditions.

Customer: the individual, firm, Company or other party from whom an Order is received by AVK.

Force Majeure Event: has the meaning given in clause 12.

Goods: the goods (or any part of them) set out or referred to in the relevant Order or the Order acknowledgment issued by AVK (where there is a conflict between Order and Order acknowledgment the acknowledgment will

prevail) or otherwise agreed as being the Goods by the parties.

International Supply Contract: those Contracts as defined by Section 26(3) of the Unfair Contract Terms Act 1977 (as amended from time to time).

Order: the Customer's order for the Goods.

Services: the services, supplied by the AVK or its selected sub-contractor to the Customer as set out in the Service Specification below.

Service Specification: the description or specification for the Services provided in writing by the AVK to the Customer.
Specification: any specification for the Goods that is agreed in writing by the Customer and AVK, or in the absence of agreement the specification for the Goods as set out in AVK's technical files approved by the BSI.

AVK Materials: has the meaning set out in clause 7.1(g).

2. BASIS OF CONTRACT

2.1 These Conditions apply to the Contract (and to any sales of Goods and/or Services from AVK to the Customer) to the exclusion of any other conflicting terms and/or standard terms that the Customer seeks to impose or incorporate, or which are implied by trade, custom, practice or course of dealing.

2.2 The Customer is responsible for ensuring that the terms of the Order are complete and accurate.

2.3 The Order shall only be deemed to be accepted when AVK issues a written acceptance of the Order (or upon electronic confirmation for an EDI order), at which point the Contract shall come into existence.

2.4 The Customer is deemed to acknowledge that it has not relied on any statement, promise, representation, assurance or warranty made or given by or on behalf of AVK.

2.5 Any samples, drawings, descriptive matter, or advertising produced by AVK and any descriptions or illustrations contained in AVK catalogues or brochures are produced for the sole purpose of giving an approximate idea of the Goods and/or Services described in them. They shall not form part of the Contract or have any contractual force.

2.6 Any quotation given by AVK shall not constitute an offer. A quotation shall only be valid for a period of 60 Business Days from its date of issue.

3. GOODS

3.1 The Goods are described in AVK's data sheets as set out on its website as modified by any applicable Specification.

3.2 AVK reserves the right to amend any Specification if required by any applicable statutory or regulatory requirements.

3.3 If the quoted price includes carriage, point of delivery will be deemed to take place at the point of entry to the Customer's works or site specified in the Contract. Unless otherwise stated, AVK will not be responsible for offloading. The method of carriage shall be selected by AVK at its discretion.

3.4 If the quoted price for the Goods does not include carriage, point of delivery will take place when the goods leave AVK's works, however transported.

3.5 All returnable containers, pallets and frames will be invoiced and must be paid for by the Customer at the time of payment for the Goods or otherwise as agreed in writing between AVK and the Customer. When returned, carriage paid, in good condition to AVK's works, full credit for these charged and returnable containers, pallets and frames will be made. This shall not apply to deliveries to overseas destinations.

3.6 Notwithstanding that property in the Goods shall not pass until payment, all Goods shall be at the risk of the Customer from the point of delivery.

3.7 Where the quoted price includes carriage, AVK shall not be liable for loss or damage in transit unless the notice of such loss or damage is given to the carriers and to AVK verbally within 24 hours and in writing within 5 days of point of delivery.

3.8 AVK is prepared to arrange specific types of carriage at the request and cost of the Customer as agent of the Customer only and without liability or obligation on the part of AVK.

3.9 If through instructions or lack of instructions from the Customer, AVK is unable to despatch the Goods within seven days after the date of notification that they are ready for despatch, the Goods will be deemed to have been delivered and AVK shall be entitled to arrange insurance and storage within its own works or elsewhere on behalf of the Customer and the Customer will pay AVK reasonable charges incurred for such insurance or storage. The goods shall be invoiced and the customer must pay within the normal agreed terms of payment.

3.10 AVK is not responsible for export demurrage charges and/or customs charges or additional costs resulting from delay in unloading.

3.11 Any dates quoted for delivery of Goods are estimates and approximate only. No warranty is given for the specific time of delivery. Time of delivery is not of the essence. AVK shall not be liable for any delay in delivery of the Goods that is caused by a Force Majeure Event or the Customer's failure to provide AVK with adequate delivery instructions or any other instructions that are relevant to the supply of the Goods, or in any event any delay which is less than 4 months from the original estimated time of delivery.

3.12 If AVK fails to deliver the Goods, its liability shall be limited to the costs and expenses incurred by the Customer in obtaining replacement goods of similar description and quality in the cheapest market available, less the price of the Goods. AVK shall have no liability for any failure to deliver the Goods to the extent that such failure is caused by a Force Majeure Event or the Customer's failure to provide AVK with adequate delivery instructions or any other instructions that are relevant to the supply of the Goods.

3.13 The Customer shall not be entitled to reject the Goods if AVK delivers up to and including 10% more or less than the quantity of Goods ordered, but a pro rata adjustment shall be made to the Order invoice on receipt of notice from the Customer that the wrong quantity of Goods was delivered.

3.14 AVK may deliver the Goods by instalments, which shall be invoiced and paid for separately. Each instalment shall constitute a separate Contract. Any delay in delivery or defect in an instalment shall not entitle the Customer to cancel any other instalment.

4. WARRANTY OF GOODS MANUFACTURED BY AVK

4.1
(a) Save as set out in clause 4.1.(b), AVK warrants that on the point of delivery, and (unless specifically agreed otherwise before order placement) for a period of 12 months from the date of delivery (Warranty Period), the Goods shall conform in all material respects with their description and any applicable Specification.

(b) Where product has been supplied to AVK and then sold on as Goods without alteration, AVK will grant to the Customer any warranty identical to any Bespoke Warranty but expressly subject to AVK's additional limitations set out in clause 10 or 11 below (as applicable).

4.2 Subject to clause 4.3, if:

(a) the Customer gives notice in writing to AVK during the Warranty Period that some or all of the Goods do not comply with the warranty set out in clause 4.1;

(b) AVK is given a reasonable opportunity of examining such Goods; and

(c) the Customer (if asked to do so by AVK) returns such Goods to AVK's place of business or otherwise makes the Goods available in a safe and above ground location where AVK can reasonably undertake any remedial works necessary,

AVK shall, at its option, repair or replace the defective Goods, or refund the price of the defective Goods in full.

4.3 AVK shall not be liable for Goods' failure to comply with the warranty set out in clause 4.1 in any of the following events:

(a) the Customer, and/or end user makes any further use of such Goods after giving notice in accordance with clause 4.2;

(b) the Customer, and/or end user and/or installer failed to follow AVK's oral or written instructions as to the storage, commissioning, installation, use and maintenance of the Goods or (if there are none) good trade practice regarding the same;

(c) the Customer and/or end user and/or installer alters or repairs such Goods without the written consent of AVK; or

(d) the defect arises as a result of fair wear and tear, wilful damage, negligence, or abnormal storage or working conditions.

4.4 Save as provided in these Conditions, AVK shall have no liability to the Customer in respect of the Goods' failure to comply with the warranty set out in clause 4.1.

4.5 Save for such terms as are implied by Section 12 of the Sale of Goods Act 1979 (as amended from time to time) all other implied terms are expressly excluded from the Contract.

5. TITLE AND RISK

5.1 The risk in the Goods shall pass to the Customer from the point of delivery.

5.2 Title to the Goods shall not pass to the Customer until:

(a) AVK receives payment in full (in cash or cleared funds) for the Goods and any other goods that AVK has supplied to the Customer in respect of which payment has become due, in which case title to the Goods shall pass at the time of payment of all such sums; unless

(b) (in circumstances where the Customer is a mercantile agent and it resells the Goods in the normal course of trade); in which case title to the Goods shall pass to the Customer at the time specified in clause 5.4.

5.3 Until title to the Goods has passed to the Customer, the Customer shall:

(a) store the Goods separately from all other goods held by the Customer so that they remain readily identifiable as AVK property;

(b) not remove, deface or obscure any identifying mark or packaging on or relating to the Goods;

(c) maintain the Goods in satisfactory condition and keep them insured against all risks for their full price from the date of delivery;

(d) notify AVK immediately if it becomes subject to any of the events listed in clause 9.2; and

(e) give AVK such information relating to the Goods as AVK may require from time to time.

TERMS AND CONDITIONS OF SALE AND DELIVERY

5.4 Subject to clause 5.5, the Customer may resell or use the Goods in the ordinary course of its business (but not otherwise) before AVK receives payment for the Goods (as principal and not as AVK's agent) in which event title to the Goods shall pass to the Customer immediately before the time of resale. However, if the Customer resells the Goods before AVK receives payment for them the Customer will hold on trust for AVK so much of the proceeds of sale received by it, under contracts which include any of the Goods hereby sold either in their original or altered state, as are necessary to discharge payment in full to AVK

5.5 If before title to the Goods passes to the Customer the Customer becomes subject to any of the events listed in clause 9.2, then, without limiting any other right or remedy AVK may have:

(a) the Customer's right to resell the Goods or use them in the ordinary course of its business ceases immediately; and

(b) AVK may at any time:

(i) require the Customer to deliver up all Goods in its possession which have not been resold, or irrevocably incorporated into another product; and

(ii) if the Customer fails to do so promptly, enter any premises of the Customer or of any third party where the Goods are stored in order to recover them.

6. SUPPLY OF SERVICES

6.1 AVK shall provide the Services to the Customer in accordance with the Service Specification in all material respects.

6.2 Any performance dates specified by AVK for delivery or completion of the Services shall be estimates only and time shall not be of the essence for the performance of the Services.

6.3 AVK shall have the right to make any changes to the Services which are necessary to comply with any applicable law or safety

requirement, or which do not materially affect the nature or quality of the Services, and AVK shall notify the Customer in any such event.

6.4 AVK warrants that the Services will correspond with their description. All implied terms pertaining to the skill and care with which the services are provided are expressly excluded.

7. CUSTOMER'S OBLIGATIONS

7.1 The Customer shall:

(a) ensure that the terms of the Order and (if submitted by the Customer) the Goods Specification and/or Service Specification are complete and accurate;

(b) co-operate with AVK in all matters relating to the Services;

(c) provide AVK, its employees, agents, consultants and subcontractors, with access to the Customer's premises, office accommodation and other facilities as reasonably required by AVK to provide the Services;

(d) provide AVK with such information and materials as AVK may reasonably require to supply the Services, and ensure that such information is accurate in all material respects;

(e) at the customer's cost prepare in all material respects the property and/or area (if not owned or occupied by AVK) where the Services are to be deployed for the supply of the Services and prepare in all material respects any relevant items which are intended to be the subject of the Services so that the Services may begin on time and without delay or further preparatory work not specifically agreed and costed by AVK;

(f) obtain and maintain all necessary licences, permissions and consents which may be required for the Services before the date on which the Services are to start; and

(g) keep and maintain all materials, equipment, documents and other property of AVK (AVK Materials) at the Customer's premises in safe custody at its own risk, maintain AVK

Materials in good condition until returned to AVK, and not dispose of or use AVK Materials other than in accordance with AVK's written instructions or authorisation.

7.2 If AVK's performance of any of its obligations in respect of the Services or the Goods is prevented or delayed by any act or omission of the Customer or failure by the Customer to perform any relevant obligation (Customer Default):

(a) AVK shall without limiting its other rights or remedies have the right to suspend performance of the Services and/or further delivery of the Goods until the Customer remedies the Customer Default, and AVK shall be relieved from the performance of any of its obligations to the extent the Customer Default prevents or delays AVK's performance of any of its obligations;

(b) AVK shall not be liable for any costs or losses sustained or incurred by the Customer arising directly or indirectly from AVK's failure or delay to perform any of its obligations caused directly or indirectly by a Customer Default; and

(c) the Customer shall reimburse AVK on written demand for any costs or losses sustained or incurred by AVK arising directly or indirectly from the Customer Default.

8. CHARGES AND PAYMENT

8.1 The price of the Goods shall be the price as agreed between the parties or, if no price is agreed, the price set out in AVK's published price list in force as at the date of delivery.

8.2 The price of the Goods is exclusive of the costs and charges of packaging, insurance and transport of the Goods, which shall be invoiced to the Customer.

8.3 The charges for Services shall be as quoted by AVK. In the absence of AVK providing a quote or the parties otherwise agreeing the price AVK shall be entitled to charge a fair sum having regard to all the circumstances as if agreement had been reached between a

willing buyer and seller.

(a) If extra works are required over and above that estimated by AVK when quoting for the services for any reason other than which is AVK's sole responsibility then AVK shall be entitled to charge additional sums to that quoted on a Pro Rata basis. Similarly if the works take longer than was anticipated by AVK or are delayed for any reason other than which is AVK's sole responsibility AVK may charge additional sums on a Pro-Rata basis.

(b) AVK shall be entitled to charge the Customer for any expenses reasonably incurred by the individuals whom AVK engages in connection with the Services including, but not limited to, travelling expenses, hotel costs, subsistence and any associated expenses, and for the cost of services provided by third parties and required by AVK for the performance of the Services, and for the cost of any materials.

8.4 AVK reserves the right to:

(a) increase the price of the Goods, by giving notice to the Customer at any time before delivery, to reflect any increase in the cost of the Goods to AVK that is due to:

(i) any factor beyond the control of AVK (including foreign exchange fluctuations, increases in taxes and duties, and increases in labour, materials and other manufacturing costs);

(ii) any request by the Customer to change the delivery date(s), quantities or types of Goods ordered, or the Goods Specification; or

(iii) any delay caused by any instructions of the Customer in respect of the Goods or failure of the Customer to give AVK adequate or accurate information or instructions in respect of the Goods.

8.5 In respect of Goods, AVK shall invoice the Customer on or at any time after completion of delivery. In respect of Services, AVK shall be entitled to invoice the Customer weekly in arrears.

8.6 The Customer shall pay each invoice submitted by AVK:

(a) By the end of month following month of despatch

(b) in full and in cleared funds to a bank account nominated in writing by AVK, and time for payment shall be of the essence of the Contract.

8.7 The price of the Goods and/or Services is exclusive of amounts in respect of value added

tax (VAT). The Customer shall, on receipt of a valid VAT invoice from AVK, pay to AVK such additional amounts in respect of VAT as are chargeable on the supply of the Goods.

8.8 If the Customer fails to make any payment due to AVK under the Contract by the due date for payment, then the Customer shall pay interest on the overdue amount at the rate of 5% per annum above the Bank Of England's 's base rate from time to time. Such interest shall accrue on a daily basis from the due date until actual payment of the overdue amount, whether before or after judgment. The Customer shall pay the interest together with the overdue amount.

8.9 The Customer shall pay all amounts due under the Contract in full without any set-off, counterclaim, deduction or withholding (except for any deduction or withholding required by law). AVK may at any time, without limiting any other rights or remedies it may have, set off any amount owing to it by the Customer against any amount payable by AVK to the Customer.

9. TERMINATION AND SUSPENSION

9.1 If the Customer becomes subject to any of the events listed in clause 9.2, AVK may terminate the Contract with immediate effect by giving written notice to the Customer.

9.2 For the purposes of clause 9.1, the relevant events are:

(a) the Customer suspends, or threatens to suspend, payment of its debts, or is unable to pay its debts as they fall due or admits inability to pay its debts, or (being a company or limited liability partnership) is deemed unable to pay its debts within the meaning of section 123 of the Insolvency Act 1986, or (being an individual) is deemed either unable to pay its debts or as having no reasonable prospect of so doing, in either case, within the meaning of section 268 of the Insolvency Act 1986, or (being a partnership) has any partner to whom any of the foregoing apply;

(b) the Customer commences negotiations with all or any class of its creditors with a view to rescheduling any of its debts, or makes a proposal for or enters into any compromise or arrangement with its creditors other than (where the Customer is a company) where these events take place for the sole purpose of a scheme for a solvent amalgamation of the Customer with one or more other companies or the solvent reconstruction of the Customer;

(c) (being a company) a petition is filed, a notice is given, a resolution is passed, or an order

is made, for or in connection with the winding up of the Customer, other than for the sole purpose of a scheme for a solvent amalgamation of the Customer with one or more other companies or the solvent reconstruction of the Customer;

(d) (being a company) an application is made to court, or an order is made, for the appointment of an administrator or if a notice of intention to appoint an administrator is given or if an administrator is appointed over the Customer;

(e) (being a company) the holder of a qualifying floating charge over the Customer's assets has become entitled to appoint or has appointed an administrative receiver;

(f) a person becomes entitled to appoint a receiver over the Customer's assets or a receiver is appointed over the Customer's assets;

(g) (being an individual) the Customer is the subject of a bankruptcy petition or order;

(h) a creditor or encumbrancer of the Customer attaches or takes possession of, or a distress, execution, sequestration or other such process is levied or enforced on or sued against, the whole or any part of its assets and such attachment or process is not discharged within 14 days;

(i) any event occurs, or proceeding is taken, with respect to the Customer in any jurisdiction to which it is subject that has an effect equivalent or similar to any of the events mentioned in clause 9.2(a) to clause 9.2(f) (inclusive);

(j) the Customer suspends, threatens to suspend, ceases or threatens to cease to carry on all or a substantial part of its business;

(k) the Customer's financial position deteriorates to such an extent that in AVK's opinion the Customer's capability to adequately fulfil its obligations under the Contract has been placed in jeopardy; and

(l) (being an individual) the Customer dies or, by reason of illness or incapacity (whether mental or physical), is incapable of managing his or her own affairs or becomes a patient under any

TERMS AND CONDITIONS OF SALE AND DELIVERY

mental health legislation.

9.3 Without limiting its other rights or remedies, AVK may suspend provision of the Goods and/or Services under the Contract or any other contract between the Customer and AVK if the Customer becomes subject to any of the events listed in clause 9.2(a) to clause 9.2(l), or AVK reasonably believes that the Customer is about to become subject to any of them, or if the Customer fails to pay any amount due to AVK on the due date for payment. AVK shall have no liability to the Customer for suspension properly exercised under this clause.

9.4 On termination of the Contract for any reason the Customer shall immediately pay to AVK all of AVK's outstanding unpaid invoices and interest.

9.5 Termination of the Contract, however arising, shall not affect either of the parties' rights, remedies, obligations and liabilities that have accrued as at termination.

9.6 Clauses which expressly or by implication survive termination of the Contract shall continue in full force and effect.

10. LIMITATION OF LIABILITY

10.1 The limitations in clause 10 shall apply only to those Contracts not subject to clause 11. For the avoidance of doubt, the limitations in clause 11 shall apply to International Supply Contracts.

10.2 Nothing in these Conditions shall limit or exclude AVK liability for:

- (a) death or personal injury caused by its negligence, or the negligence of its employees, agents or subcontractors (as applicable);
- (b) fraud or fraudulent misrepresentation;
- (c) breach of the terms implied by section 12 of the Sale of Goods Act 1979;
- (d) defective products under the Consumer Protection Act 1987; or

(e) any matter in respect of which it would be unlawful for AVK to exclude or restrict liability.

10.3 Subject to clause 10.2 and save in respect of any Contract falling within the definition of International Supply Contract (where clause 11 shall apply) AVK shall under no circumstances whatsoever be liable to the Customer, whether in contract, tort (including negligence), breach of statutory duty, or otherwise, for:

- (a) any loss of profit; or
- (b) loss of business, depletion of goodwill and/or similar losses; or
- (c) loss of anticipated savings; or
- (d) loss of goods; or
- (e) loss of contract; or (f) loss of use; or
- (g) loss or corruption of data or information; or
- (h) any loss of government grant or similar financial allocation; or
- (i) any loss of trust status or similar; or
- (j) any special loss; (k) any indirect loss;
- (l) any consequential loss; or
- (m) any pure economic loss, costs, damages, charges or expenses.

10.4 AVK's total liability to the Customer in respect of all claims arising under or in connection with the Contract shall be limited to £100,000 or the price originally agreed for the Goods and/ or Services the subject of any successful claim whichever is the lower.

10.5 The Customer accepts responsibility for the recording of the location of installation of any Goods supplied by AVK. AVK shall have no liability for additional losses or costs incurred by the Customer or its customers caused by

the failure to record the precise location of installation of each individual item of Goods.

11. INTERNATIONAL SUPPLY CONTRACT

11.1 As stated in clause 10.1, the following provisions of this clause 11 apply to any Contract falling within the definition of International Supply Contract and in the case of such contracts as defined sets out the entire financial liability of AVK (including any liability for the acts or omissions of its employees, agents and sub-contractors) to the Customer in respect of:

- (a) any breach of these Conditions;
- (b) any use made or resale by the Customer of any of the Goods or Services, or of any product incorporating any of the Goods; and
- (c) any representation, statement or tortious act or omission including negligence arising under or in connection with the Contract;

11.2 All Warranties or Conditions (where express or implied) as to quality, condition, durability or fitness for purpose, skill and care (whether statutory or otherwise) are excluded from the Contract to the fullest extent permitted.

11.3 AVK's total liability to the Customer in respect of all claims arising under or in connection with the Contract shall be £5,000 or the price originally agreed for the Goods the subject of any successful claim whichever is the lower.

11.4 AVK shall under no circumstances whatsoever be liable to the customer, whether in contract, tort (including negligence), breach of statutory duty or otherwise for:

- (a) any indirect, special or consequential loss or damage; or
- (b) loss or corruption of data or other equipment or property; or
- (c) any pure economical loss or damage; or

(d) incurring of liability for loss or damage of any nature whatsoever suffered by third parties (including in each case incidental and punitive damages); or

(e) any loss of actual or anticipated profit;

(f) any loss of interest; or

(g) any loss of revenue; or

(h) any loss of anticipated saving; or

(i) loss of business or damage to goodwill and/or similar losses even if AVK is advised in advance of the possibility of any such losses or damages; or

(j) loss of profits; or (k) loss of contract;

(l) loss of use;

11.5 AVK is not liable for any losses arising:

(a) from the wilful misconduct of AVK or its employees or agents;

(b) from AVK's negligence, or that of its agents, or employees.

11.6 The Customer shall be responsible for complying with any legislation or regulations governing the importation of the Goods into the country of destination and for the payment of any duties thereon.

12. FORCE MAJEURE

Neither party shall be liable for any failure or delay in performing its obligations under the Contract to the extent that such failure or delay is caused by a Force Majeure Event. A Force Majeure Event means any event beyond a party's reasonable control, which by its nature could not have been foreseen, or, if it could have been foreseen, was unavoidable, including strikes, lock-outs or other industrial disputes (whether involving its own workforce or a third party's), failure of energy sources or transport network, acts of God, war, terrorism, riot, civil commotion, interference by civil or military authorities, national or international calamity, armed conflict, malicious damage, a latent defect in a component or product not revealed by any testing prior to manufacture or delivery, nuclear, chemical or biological contamination, sonic boom, explosions, collapse of building structures, fires, floods, storms, earthquakes, loss at sea, epidemics or similar events, natural disasters or extreme adverse weather conditions, or default of AVK's or subcontractors or AVKs.

13. GENERAL

13.1 Assignment and other dealings.

(a) AVK may at any time assign, transfer, mortgage, charge, subcontract or deal in any other manner with all or any of its rights or obligations under the Contract.

(b) The Customer may not assign, transfer, mortgage, charge, subcontract, declare a trust over or deal in any other manner with any or all of its rights or obligations under the Contract without the prior written consent of AVK.

13.2 Notices.

(a) Any notice or other communication given to a party under or in connection with the Contract shall be in writing, addressed to that party at its registered office (if it is a company) or its principal place of business (in any other case) or such other address as that party may have specified to the other party in writing in accordance with this clause, and shall be delivered personally, sent by pre-paid first class post or other next working day delivery service, commercial courier.

(b) A notice or other communication shall be deemed to have been received: if delivered personally, when left at the address referred to in clause 13.2(a); if sent by pre-paid first class post or other next working day delivery service, at 9.00 am on the second Business Day after posting; if delivered by commercial courier, on the date and at the time that the courier's delivery receipt is signed.

(c) The provisions of this clause shall not apply to the service of any proceedings or other documents in any legal action. For the purpose of this clause "writing" shall not include emails and for the avoidance of doubt notice given under this Contract shall not be validly served if sent by email.

13.3 Severance.

(a) If any provision or part-provision of the Contract is or becomes invalid, illegal or unenforceable, it shall be deemed modified to the minimum extent necessary to make it valid, legal and enforceable. If such modification is not possible, the relevant provision or part-provision shall be deemed deleted. Any modification to or deletion of a provision or part-provision under this clause shall not affect the validity and enforceability of the rest of the Contract.

(b) If one party gives notice to the other of the possibility that any provision or part-provision of this Contract is invalid, illegal or unenforceable, the parties shall negotiate

in good faith to amend such provision so that, as amended, it is legal, valid and enforceable, and, to the greatest extent possible, achieves the intended commercial result of the original provision.

13.4 Waiver.

A waiver of any right or remedy under the Contract or law is only effective if given in writing and shall not be deemed a waiver of any subsequent breach or default. No failure or delay by a party to exercise any right or remedy provided under the Contract or by law shall constitute a waiver of that or any other right or remedy, nor shall it prevent or restrict the further exercise of that or any other right or remedy. No single or partial exercise of such right or remedy shall prevent or restrict the further exercise of that or any other right or remedy.

13.5 Third party rights.

A person who is not a party to the Contract shall not have any rights to enforce its terms.

13.6 Variation.

Except as set out in these Conditions, no variation of the Contract, including the introduction of any additional terms and conditions, shall be effective unless it is in writing and signed by AVK.

13.7 Governing law.

The Contract, and any dispute or claim arising out of or in connection with it or its subject matter or formation (including non-contractual disputes or claims), shall be governed by, and construed in accordance with the law of England and Wales.

13.8 Jurisdiction.

Each party irrevocably agrees that the courts of England and Wales shall have exclusive jurisdiction to settle any dispute or claim arising out of or in connection with this Contract or its subject matter or formation (including non-contractual disputes or claims).

